Technische Daten



Spiegelverkehrte Montage möglich.

Artikelnummer:

350 190

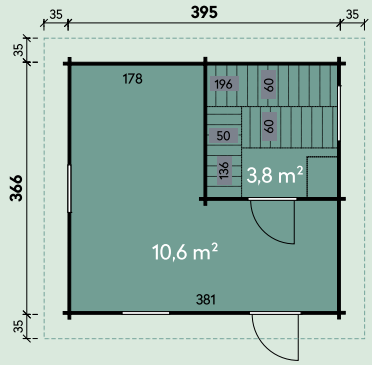

Kontrolliert durch:

© 08/2025 Finnhaus Wolff



© 08/2025 Finnhaus Wolff

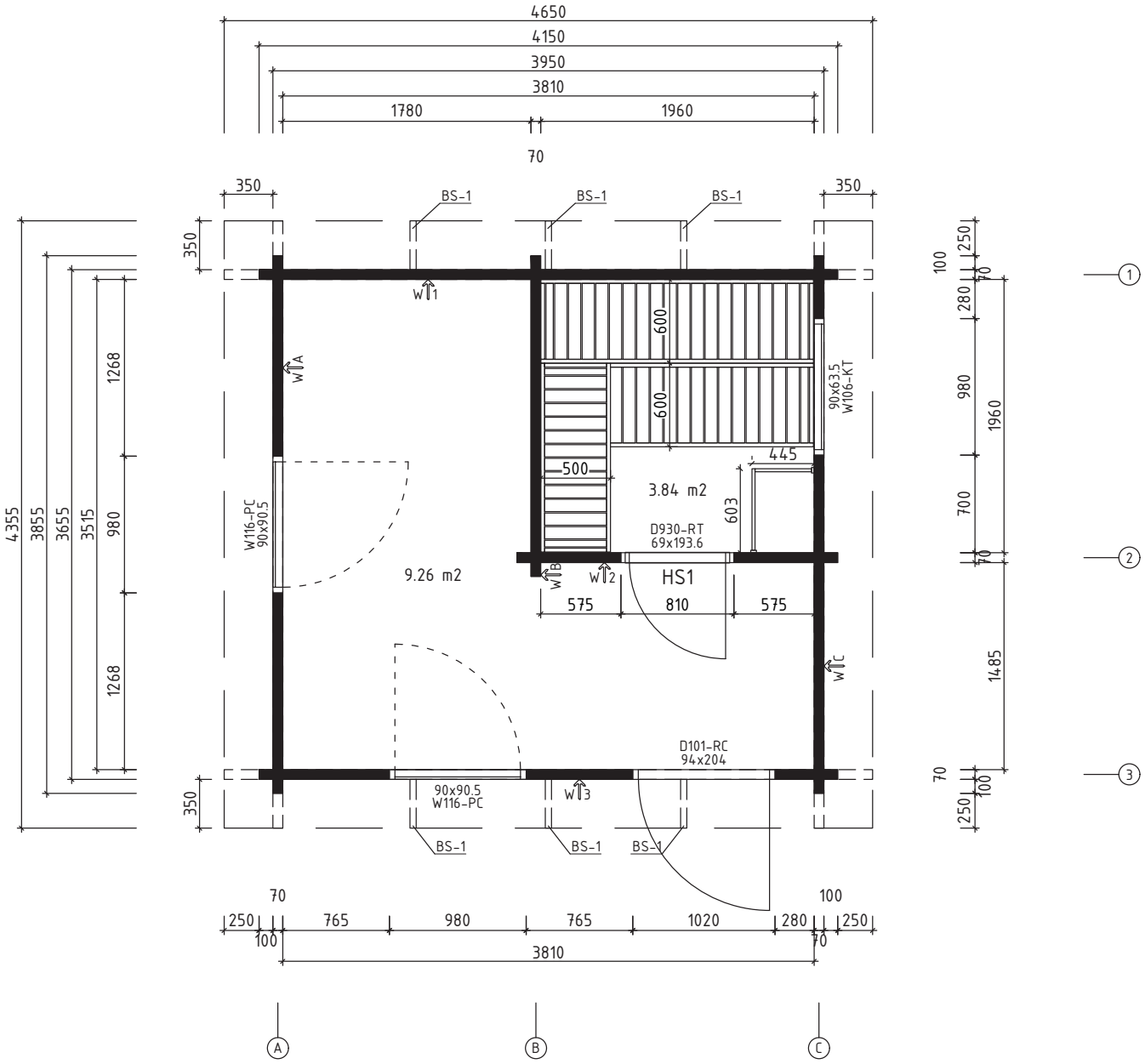

Q4 – Qualitätsklasse für Fenster und Türen

* Fenster und Türen sind mit Sprossen

© 08/2025 Finnhaus Wolff

Wir empfehlen als Fundament für Ihr Gartenhaus eine vollflächig festgegründete, gepflasterte oder betonierte Fläche. Wahlweise ist auch ein Punkt- oder Streifenfundament möglich.

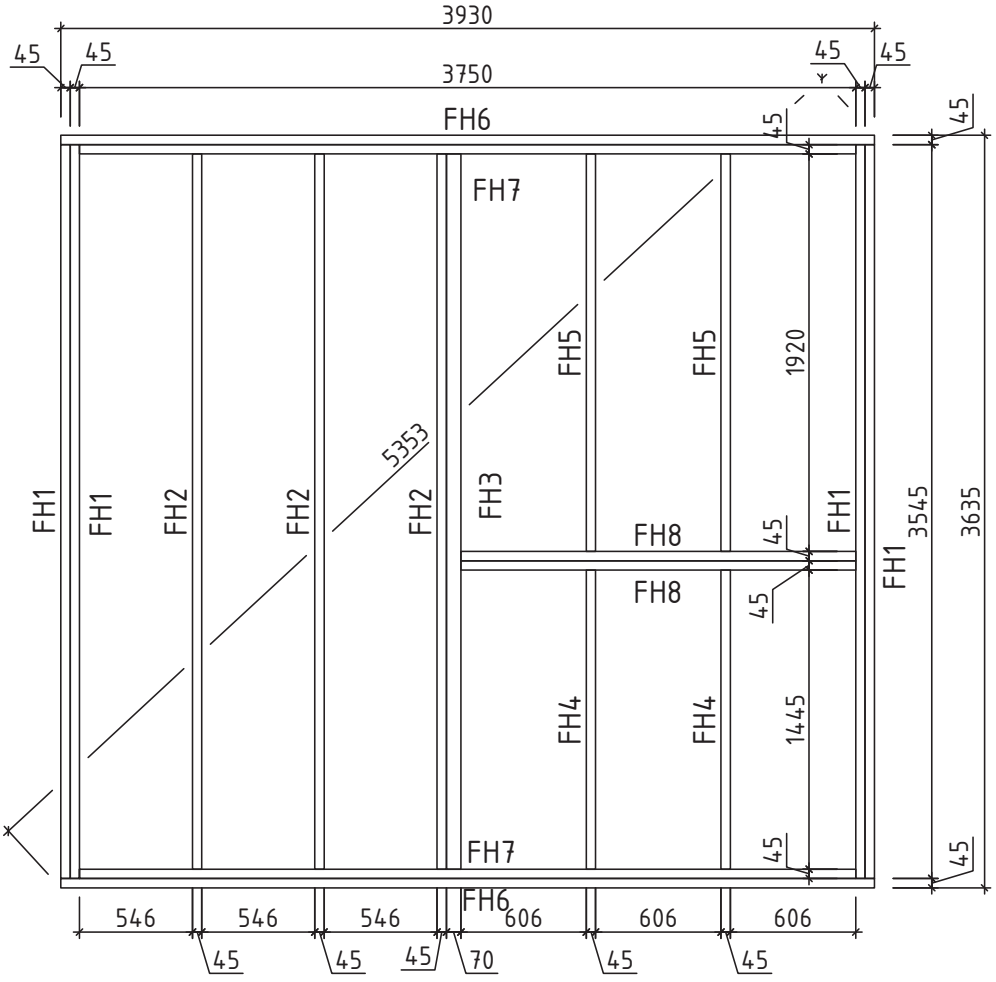

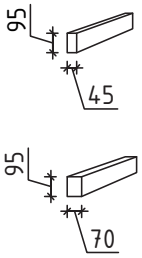

© 08/2025 Finnhaus Wolff

Pos	Teileliste 350190	Stck.	Profil (mm)	Länge (mm)
	Achtung! Die Giebelbohlen können teilweise schon vormontiert sein! Bitte beachten – diese erscheinen nicht ganz so wie in der Teileliste beschrieben.			
001		1	70x123	4650
002	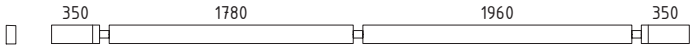	1	70x135	4650
003		1	70x135	4355
004		1	70x135	4355
005	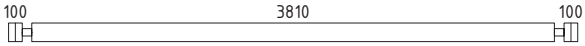	2	70x135	4150
006	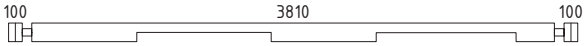	1	70x135	4150
007	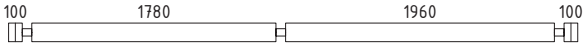	15	70x135	4150
008	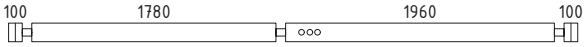	2	70x135	4150
009		11	70x135	3855
010	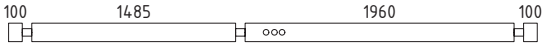	1	70x135	3855
011		1	70x68	3855
012		10	70x135	3855
013		1	70x68	3855
014	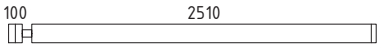	8	70x135	2680
015	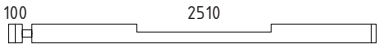	1	70x135	2680
016		5	70x135	2425
017		1	70x135	2300
018	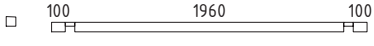	1	70x70	2300
019	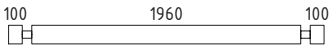	20	70x135	2300
020	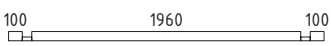	1	70x68	2300
021		1	70x68	1968
022	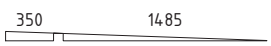	1	70x68	1905
023		14	70x135	1438
024		6	70x135	935
025		6	70x135	765

© 08/2025 Finnhaus Wolff

Pos	Teileliste 350190	Stck.	Profil (mm)	Länge (mm)
026	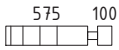	14	70x135	745
027		16	70x135	745
028		15	70x135	450
029		5	70x135	450
FH3	FUNDAMENTHÖLZER (imprägniert) 	1	70x95	3455
FH6	FUNDAMENTHÖLZER (imprägniert) 	2	45x95	3930
FH7	FUNDAMENTHÖLZER (imprägniert)	2	45x95	3750
FH1	FUNDAMENTHÖLZER (imprägniert) 	4	45x95	3545
FH2	FUNDAMENTHÖLZER (imprägniert) 	3	45x95	3455
FH5	FUNDAMENTHÖLZER (imprägniert) 	2	45x95	1920
FH8	FUNDAMENTHÖLZER (imprägniert) 	2	45x95	1908
FH4	FUNDAMENTHÖLZER (imprägniert) 	2	45x95	1445
HS1	HOLZSCHWELLE (unter der Saunatür) ✓	1	75x28	750
PF1		2	44x145	4650
PF2	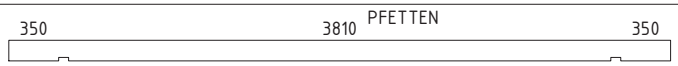	1	44x145	4650
	DACHBRETTER 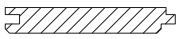	42+1	113x18	4258
	FUSSBODENBRETTER 	14+1	113x28	3805
	FUSSBODENBRETTER 	18	113x28	1955
	FUSSBODENBRETTER 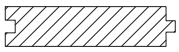	18	113x28	1775
	FUSSBODENLEISTEN  ✓		14x55	24,0 lfdm
	DECKENLEISTEN  ✓		15x28	18,0 lfdm
BL-1	DACHBLENDEN 336mm 	2	18x336	4355
BL-2	DACHBLENDEN 336mm 	2	18x336	4686
BS-1	DACHBLENDEN- Blendenstützen 44x65 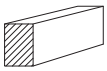	6	44x65	350
UPB-1	DACHBLENDEN- U-Profil für Blenden  ✓		65x44	19,0 lfdm

© 08/2025 Finnhaus Wolff

Pos	Teileliste 350190	Stck.	Profil (mm)	Länge (mm)
DPL-1	DACHPAPPENLEISTEN 15x28 √		15x28	14,0 lfdm
T06-1	TRAUFENLEISTEN 18x40 √		18x40	10,0 lfdm
TL70-1	T-LEISTE 70	2	45x70	625
TL70-2	T-LEISTE 70	2	45x70	760
TL70-3	T-LEISTE 70	2	45x70	895
TL70-4	T-LEISTE 70	4	45x70	1975
SA02-1	SAUNA - Saunabank 50cm	1	500x90	1355
SA01-1	SAUNA - Saunabank 60cm	2	600x90	1955
SA16-2-1	SAUNA - Bänke Zwischenstück 2	1	46x300	1955
SA15-2-1	SAUNA - Rücklehne 2	2	72x250	1860
SA11-1	SAUNA - Stützpfosten für Saunabänke √	1	44x65	500
SA11-2	SAUNA - Stützpfosten für Saunabänke √	2	44x65	1000
SA10-1	SAUNA - Trägeleiste für Saunabänke √	3	30x40	600
SA10-2	SAUNA - Trägeleiste für Saunabänke √	2	30x40	1200
SA20-1	SAUNA - Trägeleiste für Deckenisolation √	4	35x35	2000
SLK	SAUNA - Deckenisolation	2 Elemente	ca 1950x975	
SA37	SAUNA - Bodenrost	1		
SA30	SAUNA - Heizung Umbau (set 1)	1		
SA35	SAUNA - Kopfstütze	2		
SA36	SAUNA - Luftschieber	3		
SH	Schlaghölzer	3		
KP-1	DACHPAPPE √		5,4m-6st.	34,0 lfdm
NG01	DACHPAPPNÄGEL 2.8x15	420		

© 08/2025 Finnhaus Wolff

Pos	Teileliste 350190	Stck.	Profil (mm)	Länge (mm)
NG2 550	NÄGEL 2.5x50 Dachbretter 	420		
SR3 030	SCHRAUBEN 3.0x30 Dachpappleisten 	28		
SR3 030	SCHRAUBEN 3.0x30 Deckenleisten 	32		
SR3 030	SCHRAUBEN 3.0x30 Fussbodenleisten 	46		
SR303 0-002	SCHRAUBEN 3.0x30 Sauna- Bänke Zwischenstück 	6		
SR303 0-001	SCHRAUBEN 3.0x30 Sauna- Luftschieber 	18		
SR3 030	SCHRAUBEN 3.0x30 Traufenleisten 	20		
SR354 5-002	SCHRAUBEN 3.5x45 Sauna- Heizung Umbau 	8		
SR3 547	SCHRAUBEN 3.5x45 C3 U-Profil 	38		
SR406 0-001	SCHRAUBEN 4.0x60 Sauna- Trägeleiste für Deckenisolation 	32		
SR406 0-002	SCHRAUBEN 4.0x60 Sauna- Trägeleiste für Saunabänke 	19		
SR4 256	SCHRAUBEN 4.2x55 C2 28mm Fussbodenbretter 	296		
SR4 256	SCHRAUBEN 4.2x55 C2 28mm Holzschwelle 	3		
SR5 0100	SCHRAUBEN 5.0x100 Fundamenthölzer 	72		
SR5 070	SCHRAUBEN 5.0x70 Blendenbefestigung 	40		
SR507 0-001	SCHRAUBEN 5.0x70 Sauna- Stützpfosten für Saunabänke 	10		
SR509 0-001	SCHRAUBEN 5.0x90 Sauna- Rücklehne 2 	12		
SR6 0140	SCHRAUBEN 6.0x140 Blendenstützen 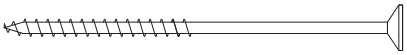	12		
SS023	Schloßschrauben M8x70 Mutter M8 U-Scheibe Ø25 - Befestigung für Saunabänke 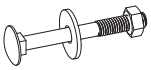	2		
SA2 5-1	SAUNA - Dichtungsband für Deckenisolationselemente 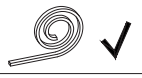			8,0 lfdm
KL1	Gewindestange M8 	4		2000
KL2	Gewindestange M8 	2		583
KL3	Gewindestange M8 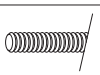	2		460
KV M UT M8	Mutter M8 	8		
KV S EIB M8X25	U-Scheibe M8 Ø25 	8		

© 08/2025 Finnhaus Wolff

Pos	Teileliste 350190	Stck.	Profil (mm)	Länge (mm)
KV MU TJ M8	Befestigungsmutter M8 	4		
	✓ - bitte selber anpassen (falls nötig)!			

© 08/2025 Finnhaus Wolff

Pos	Teileliste 350190	Stck.	Profil (mm)	Länge (mm)
	FENSTER 900x635 W4-S70K-04T-09000635 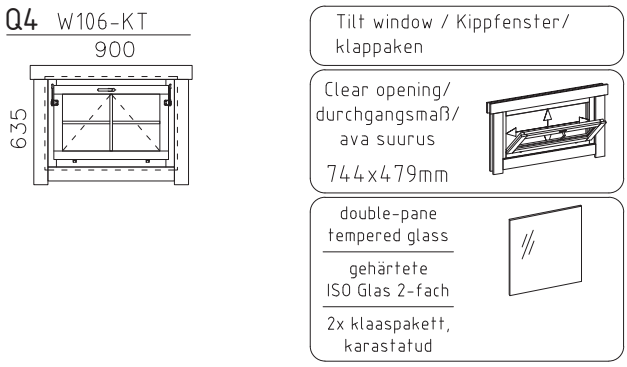	1		
VP54 32-1	Q4 Window sill - Fensterbank - Veeplekk 54-32 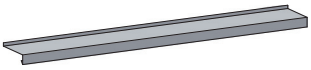	1		742
PROSS H41-1	Q4-1 Muntins - Sprossen - Prossid horizontal 18x18 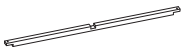	1	18x18	710
PROSS V41-1	Q4-1 Muntins - Sprossen - Prossid vertical 18x18 	1	18x18	435
PL3-1	Trims - Rahmenleisten - Piirdeliistud 18x95 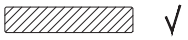	2	18x95	1100
PL3-2	Trims - Rahmenleisten - Piirdeliistud 18x95 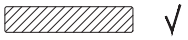	4	18x95	715
PL3-3	Trims - Rahmenleisten - Piirdeliistud 18x95 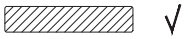	2	18x95	860
SR30 22-01	3.0x20ÜP Muntins - Sprossen - Prossid	4		
SR35 47-01	3.5x45 C3 Trims - Rahmleisten - Piirdeliistud 	20		
AL-Q4	Q4 Window handle - Fenstergriff - Aknalink 	1		

© 08/2025 Finnhaus Wolff

Pos	Teileliste 350190	Stck.	Profil (mm)	Länge (mm)
	FENSTER 900x905 W4-S70P-04C-09000905 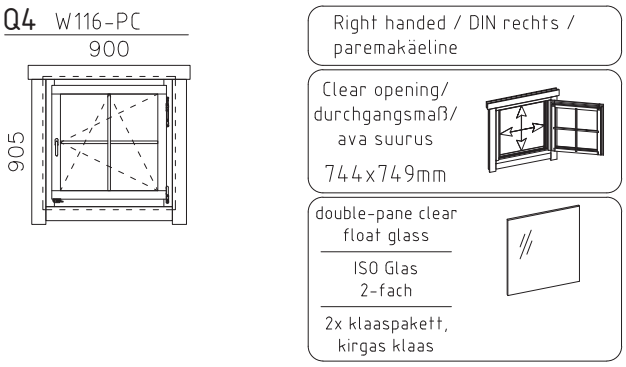	2		
VP54 32-1	Q4 Window sill - Fensterbank - Veeplekk 54-32 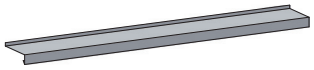	2		742
PROSS H41-1	Q4-1 Muntins - Sprossen - Prossid horizontal 18x18 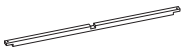	2	18x18	710
PROSS V41-2	Q4-1 Muntins - Sprossen - Prossid vertical 18x18 	2	18x18	705
PL3-1	Trims - Rahmenleisten - Piirdeliistud 18x95 	4	18x18	1100
PL3-4	Trims - Rahmenleisten - Piirdeliistud 18x95 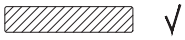	8	18x18	985
PL3-3	Trims - Rahmenleisten - Piirdeliistud 18x95 	4	18x18	860
SR30 22-01	3.0x20ÜP Muntins - Sprossen - Prossid 	8		
SR35 47-01	3.5x45 C3 Trims - Rahmleisten - Piirdeliistud 	48		
AL-Q4	Q4 Window handle - Fenstergriff - Aknalink 	2		

© 08/2025 Finnhaus Wolff

Pos	Teileliste 350190	Stck.	Profil (mm)	Länge (mm)
	TÜR 690x1936 D0-L70R-0XT-06901936 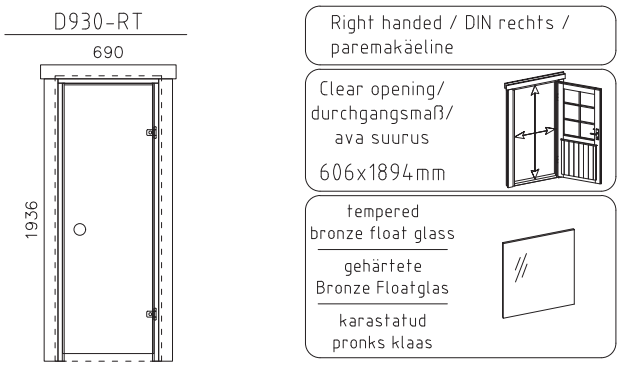	1		
LL4-1	Frame extensions - Verbreiterungsleiste - Laiendusliistud 20x72	2	20x72	1936
LL4-2	Frame extensions - Verbreiterungsleiste - Laiendusliistud 20x72	1	20x72	730
PL3-5	Trims - Rahmenleisten - Piirdeliistud 18x95 √	4	18x95	1936
PL3-6	Trims - Rahmenleisten - Piirdeliistud 18x95 √	2	18x95	930
SR35 45-02	3.5x45 Frame extensions - Verbreiterungsleiste - Laiendusliistud	10		
SR35 47-01	3.5x45 C3 Trims - Rahmleisten - Piirdeliistud	22		
SR50 90-01	5.0x90 Door frames - Türrahmen - Ukselengid	8		

© 08/2025 Finnhaus Wolff

Pos	Teileliste 350190	Stck.	Profil (mm)	Länge (mm)
	TÜR 940x2040 D4-S70R-56C-09402040 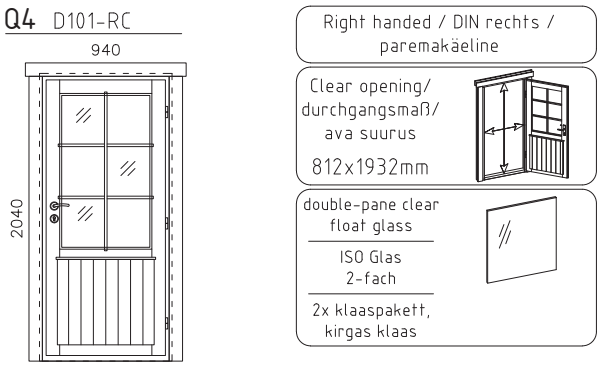	1		
PROSS H41-2	Q4-1 Muntins - Sprossen - Prossid horizontal 18x18	2	18x18	674
PROSS V42-1	Q4-2 Muntins - Sprossen - Prossid vertical 18x18	1	18x18	1125
PL3-7	Trims - Rahmenleisten - Piirdeliistud 18x95 √	4	18x95	2020
PL3-8	Trims - Rahmenleisten - Piirdeliistud 18x95 √	2	18x95	1140
SR30 22-01	3.0x20ÜP Muntins - Sprossen - Prossid	6		
SR35 47-01	3.5x45 C3 Trims - Rahmleisten - Piirdeliistud	22		
LS-Q4	Q4 Cylinder lock - Zylinderschloss - Lukusüdamik	1		
UL-Q4	Q4 Door handle - Türgriff - Ukselink	1		

© 08/2025 Finnhaus Wolff



Die Bohlen mit Lüftungsöffnungen können je nach Bedarf höher oder niedriger eingesetzt werden. Bitte achten Sie darauf dass die Lüftungsöffnungen von innen nicht mit der Saunabank bedeckt werden!

© 08/2025 Finnhaus Wolff

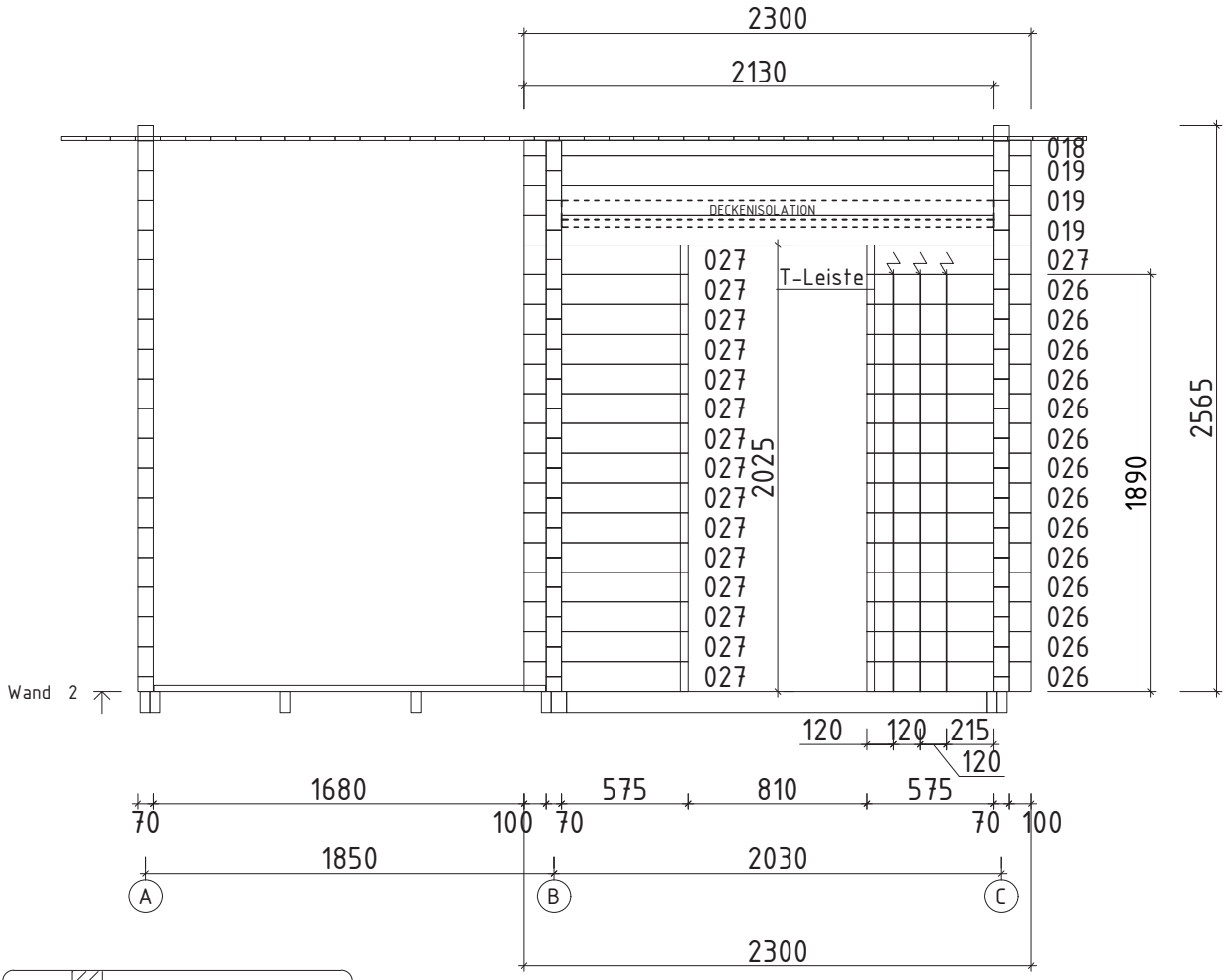

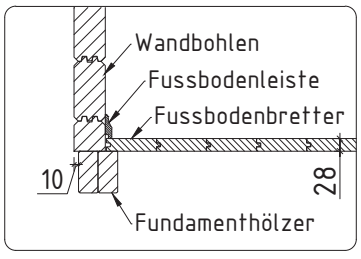

-Bohrung für elektrische Kabel

© 08/2025 Finnhaus Wolff

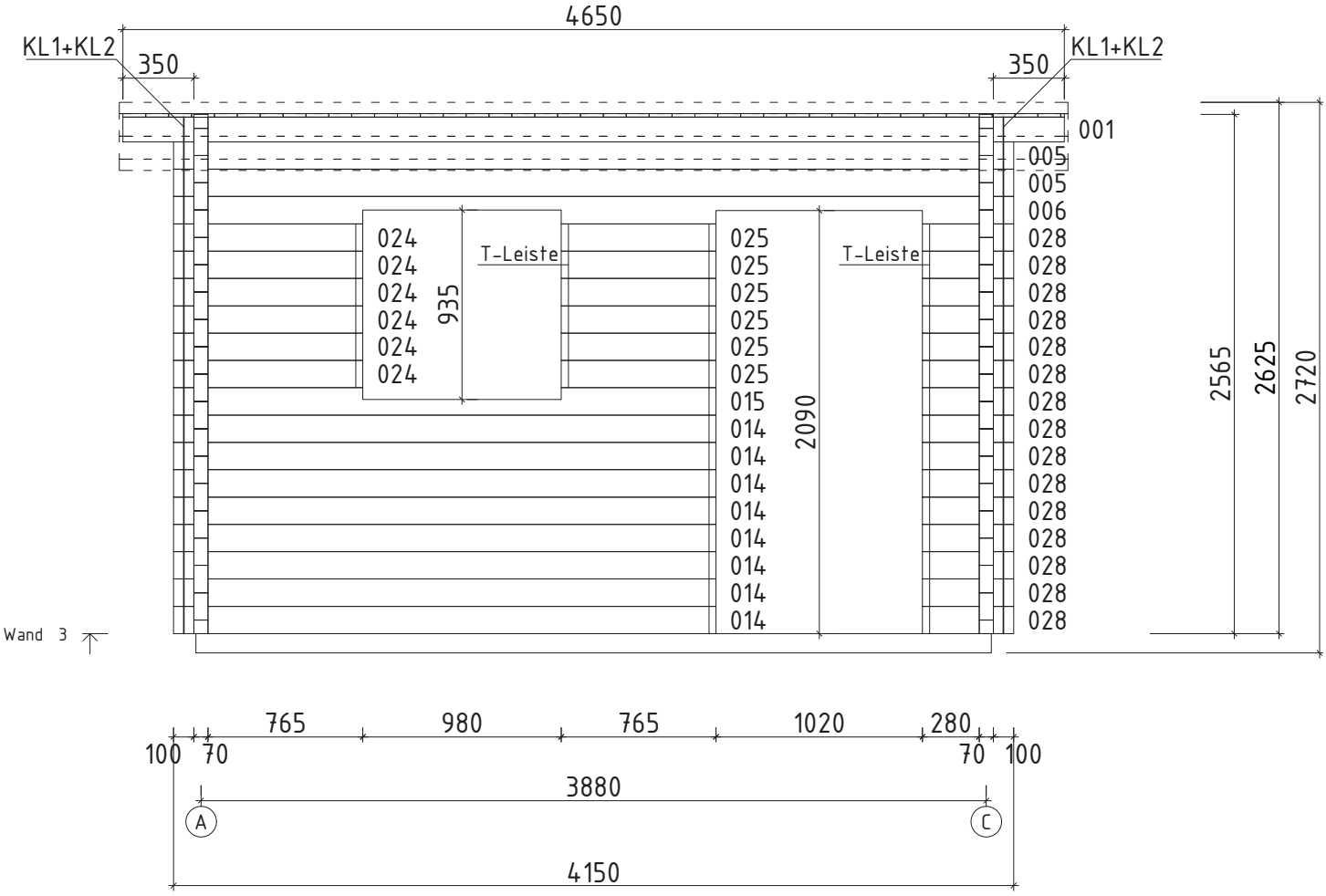

© 08/2025 Finnhaus Wolff

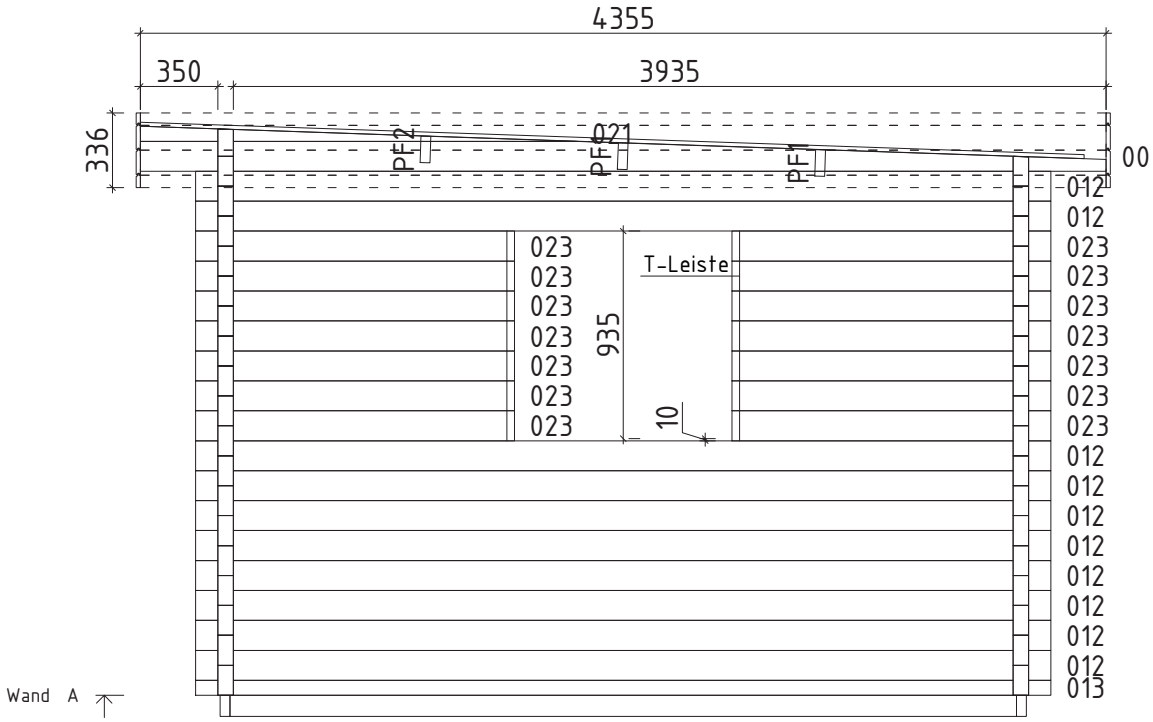

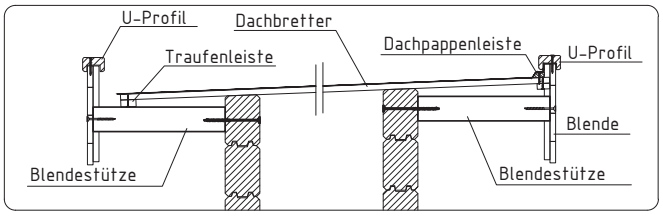

© 08/2025 Finnhaus Wolff

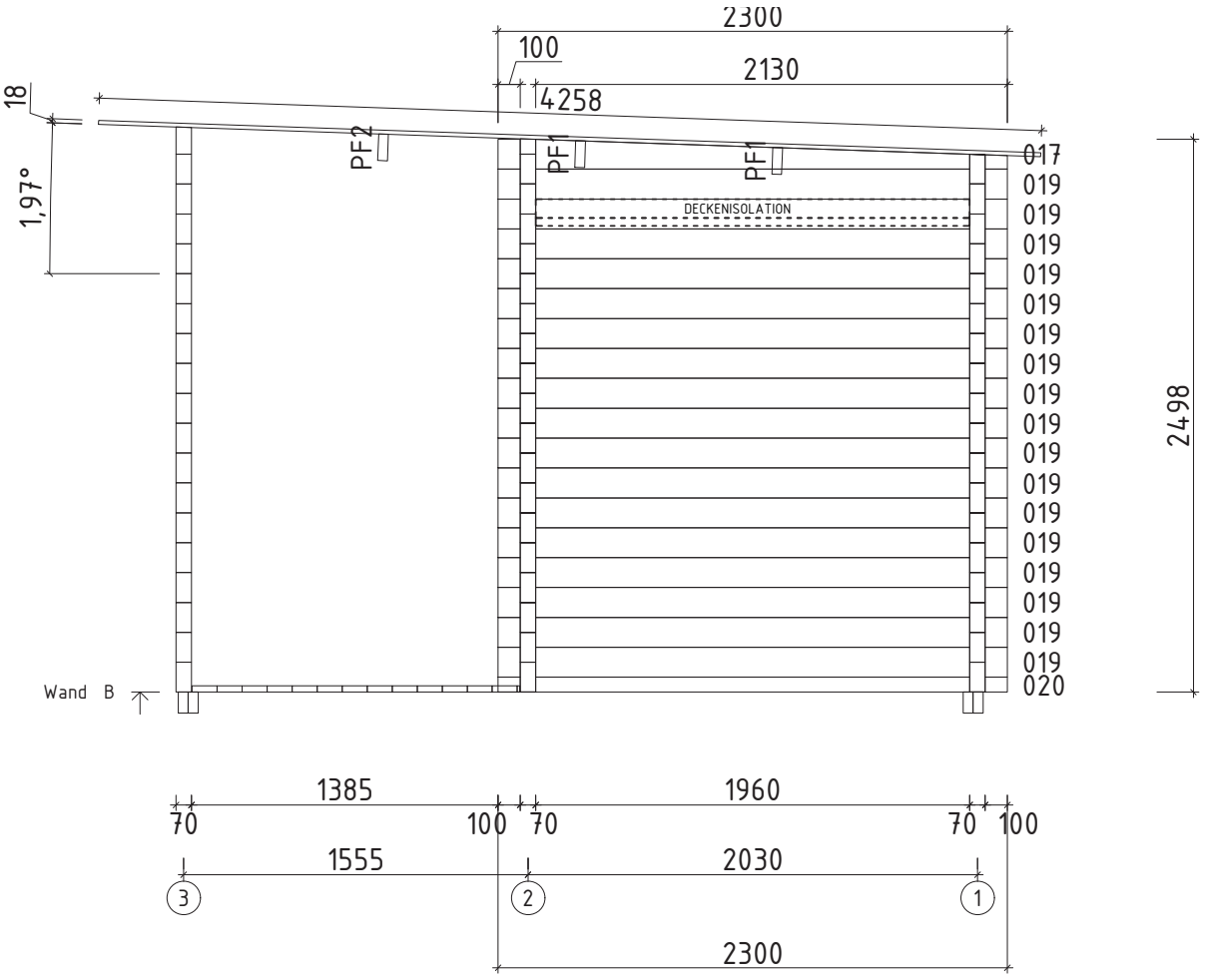

© 08/2025 Finnhaus Wolff

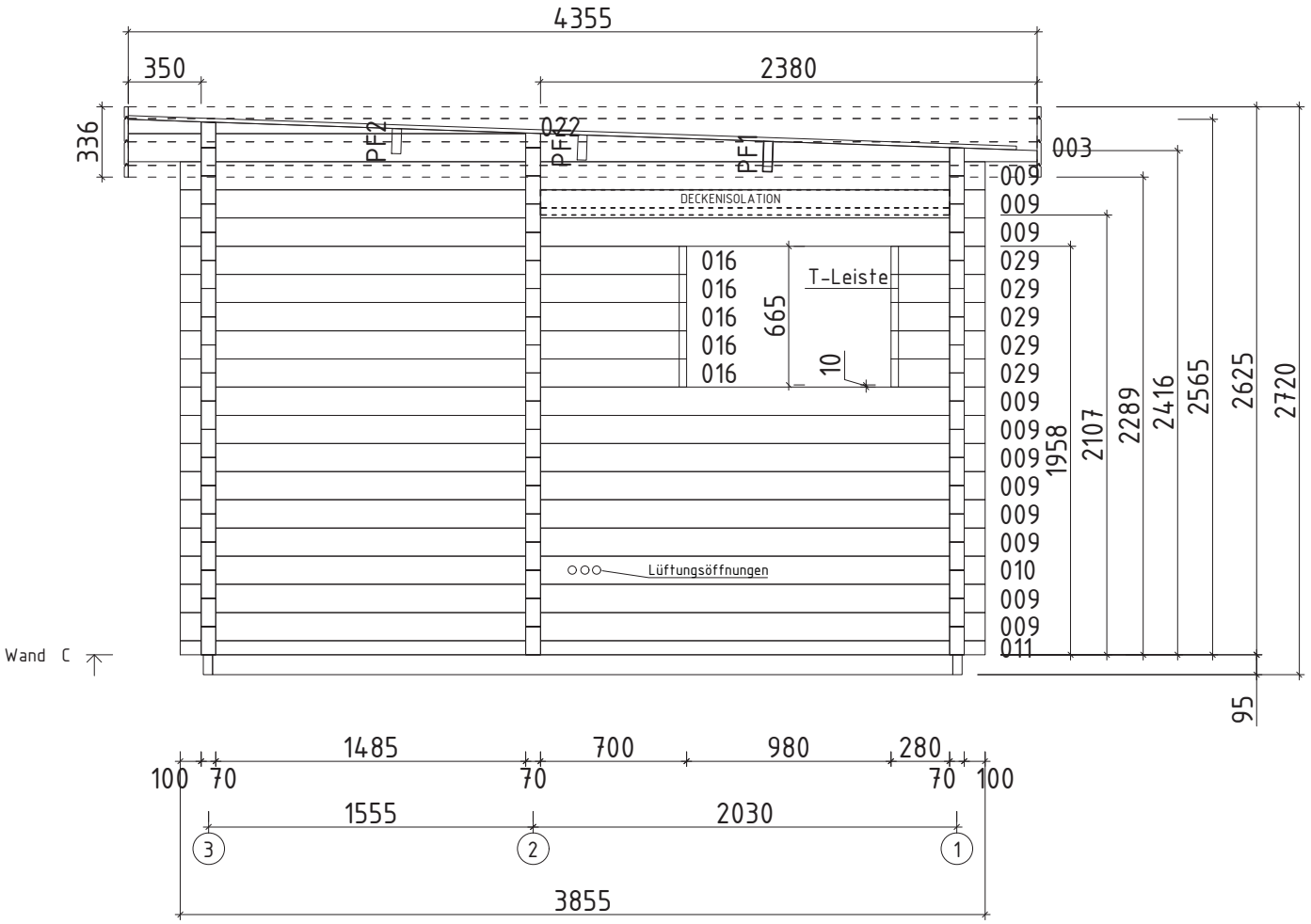

Die Bohlen mit Lüftungsöffnungen können je nach Bedarf höher oder niedriger eingesetzt werden. Bitte achten Sie darauf dass die Lüftungsöffnungen von innen nicht mit der Saunabank bedeckt werden!

© 08/2025 Finnhaus Wolff

Montageanleitung für T-leisten / Installing the door and window supports / Tenderliistu paigaldusjuhend.

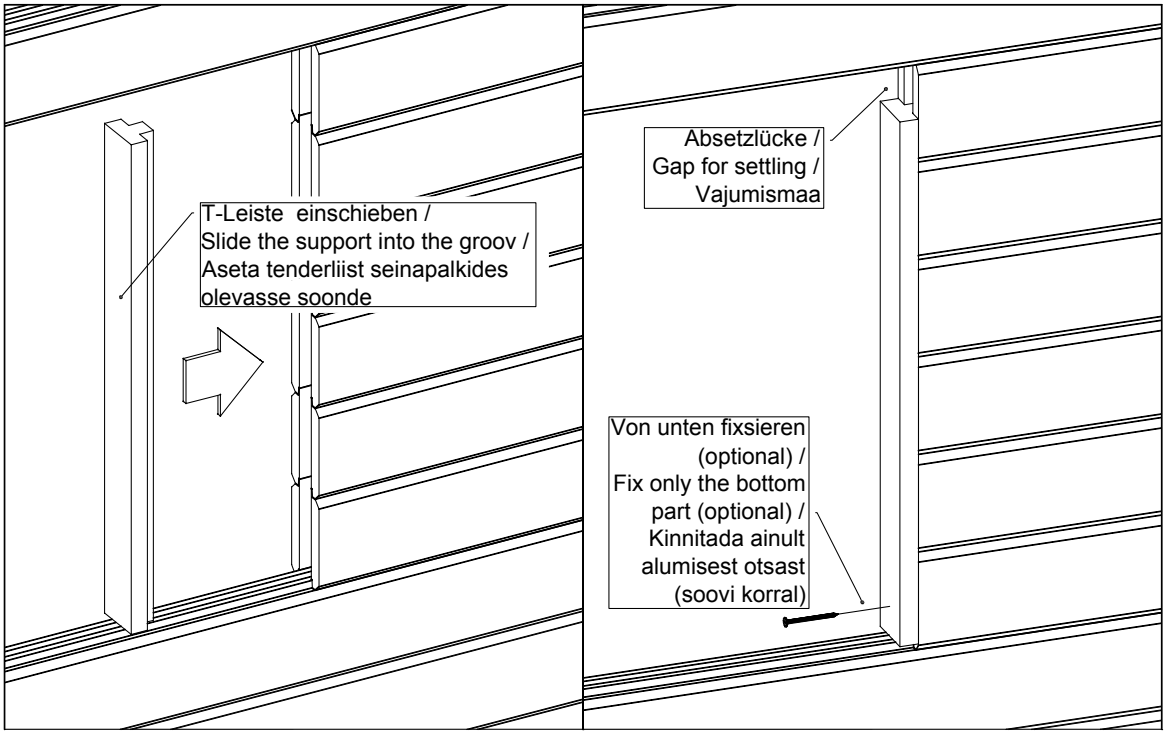

© 08/2025 Finnhaus Wolff

Aken	Q4-Q6	-	paigaldusjuhis
Window	Q4-Q6	-	assembly instructions
Fenster	Q4-Q6	-	Montageanleitung

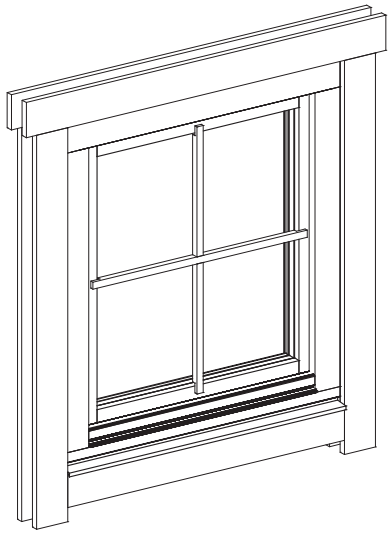

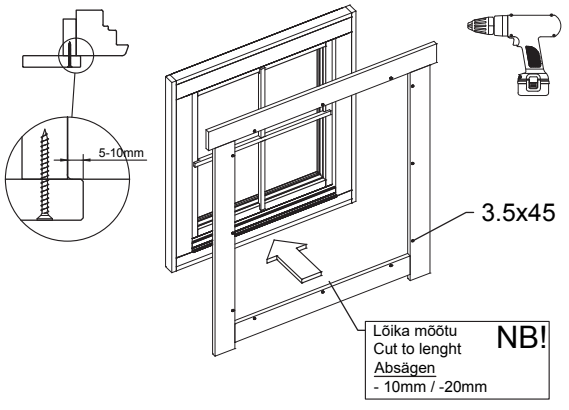

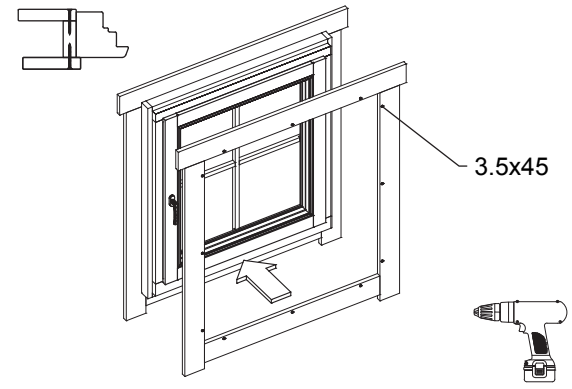

© 08/2025 Finnhaus Wolff

Veeplekk / Window sill / Fensterbank

Q4

1

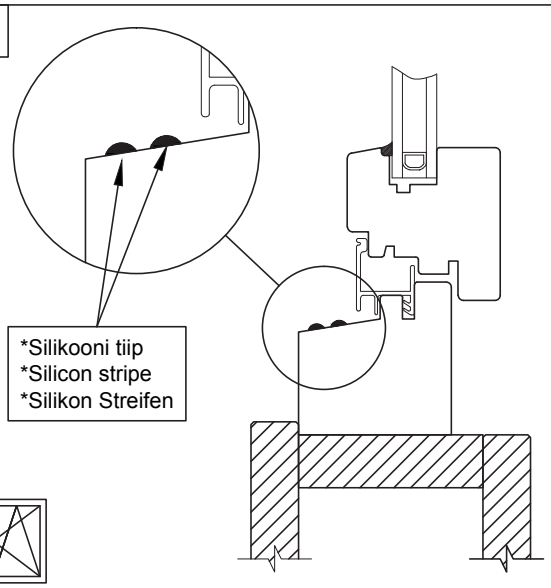

2

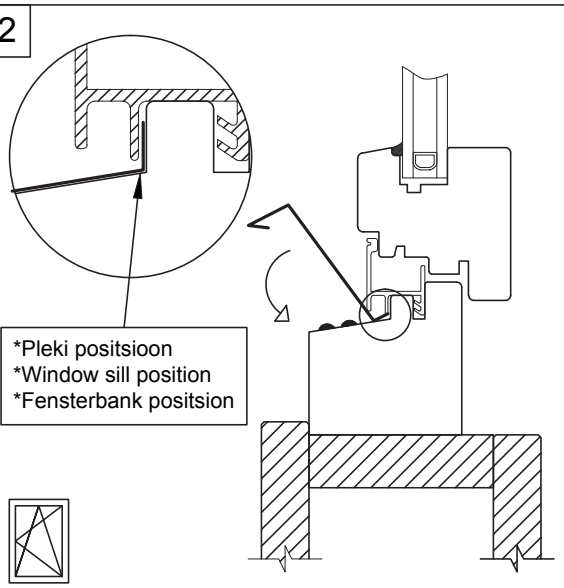

3

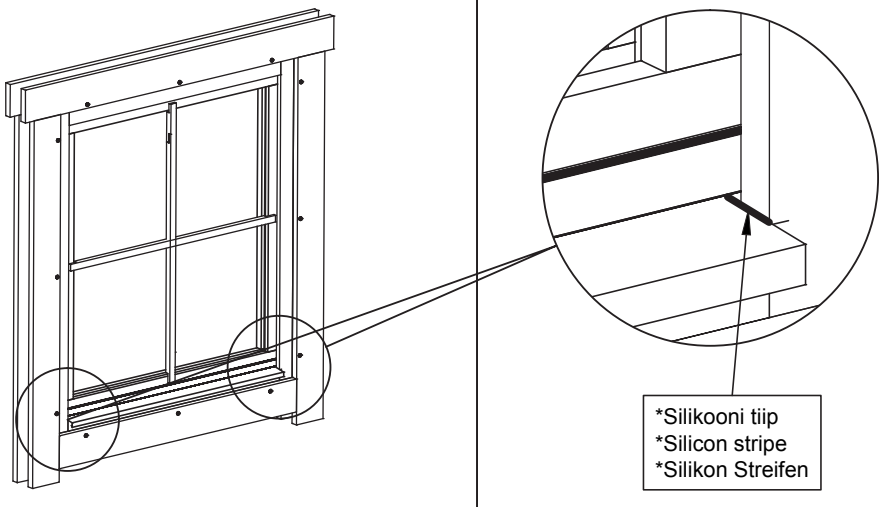

1

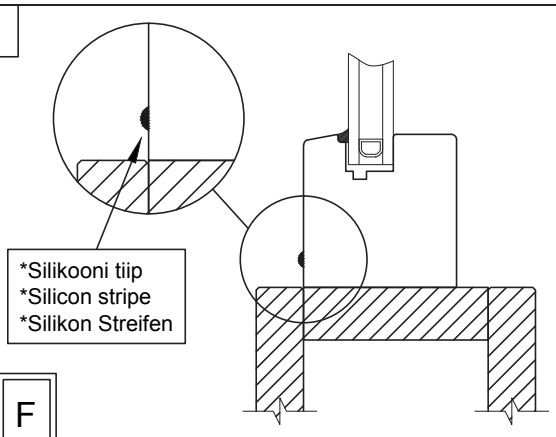

2

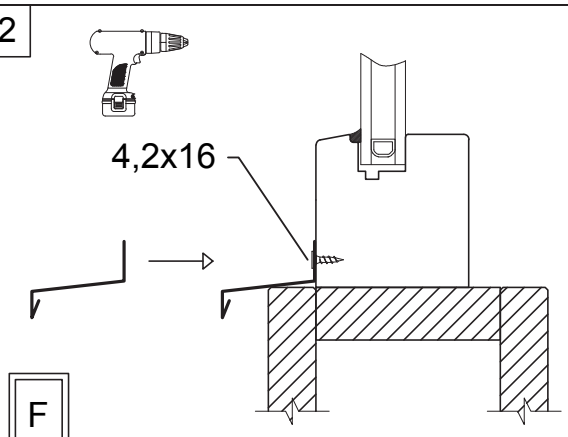

© 08/2025 Finnhaus Wolff

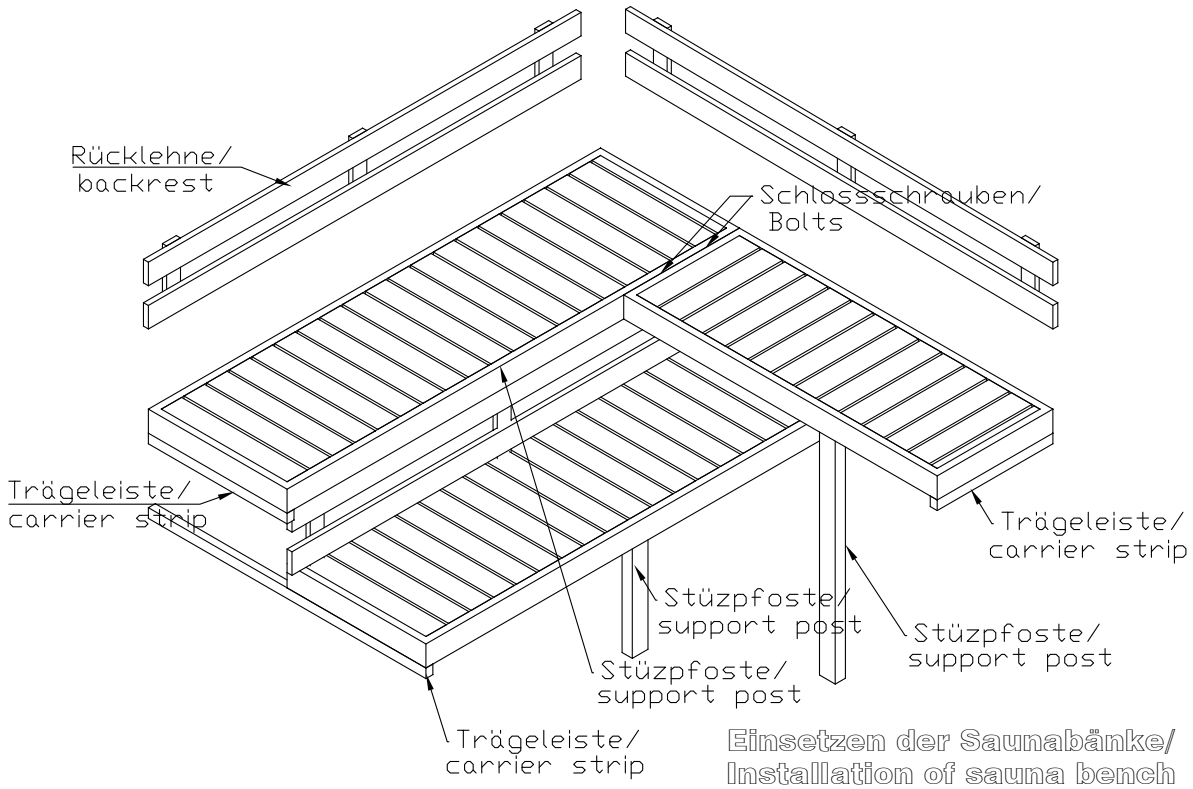

Einsetzen der Saunabänke/
Installation of sauna bench

© 08/2025 Finnhaus Wolff

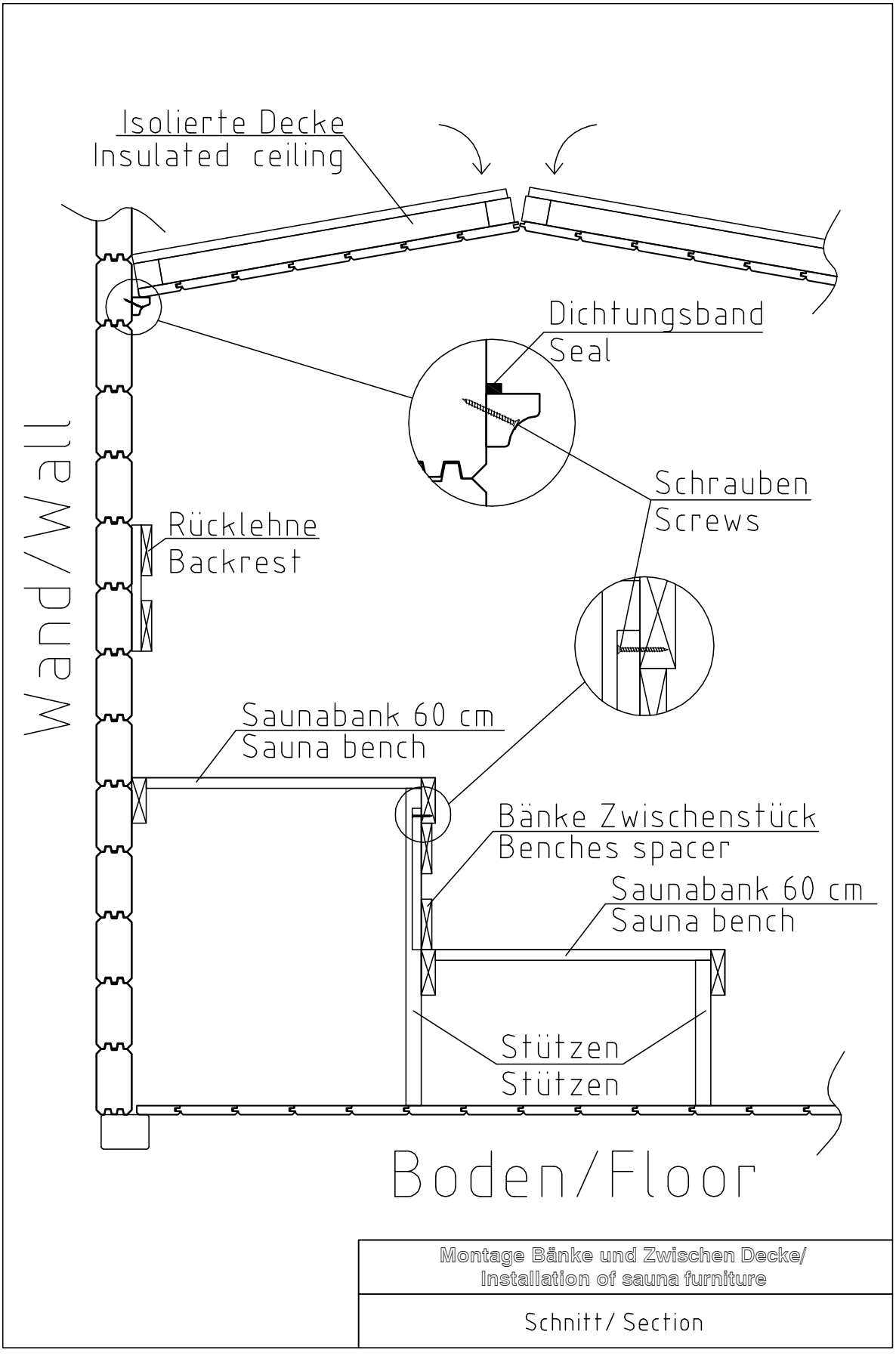

© 08/2025 Finnhaus Wolff

D930-RT

Installation instructions / Aufbauanleitung / Paigaldusjuhend

1

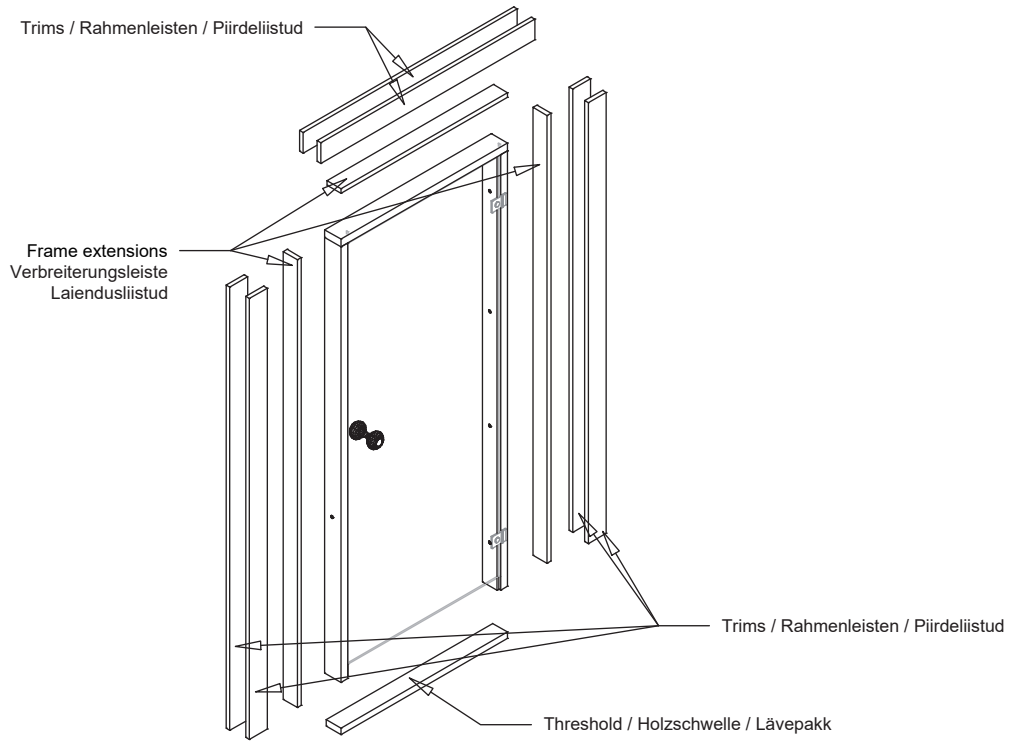

2

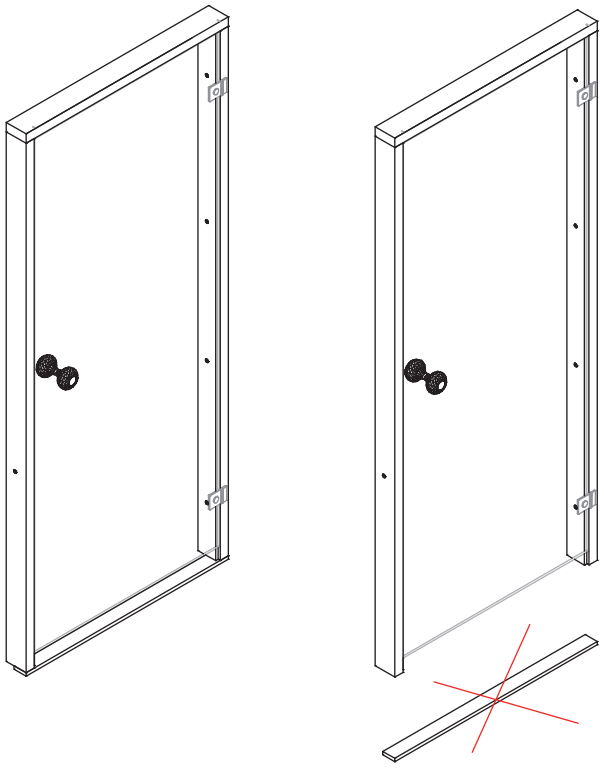

NB! Remove the transport strip!

NB! Entfernen Sie die Transportleiste!

NB! Eemaldage transpordiliist!

© 08/2025 Finnhaus Wolff

D930-RT

Installation instructions / Aufbauanleitung / Paigaldusjuhend

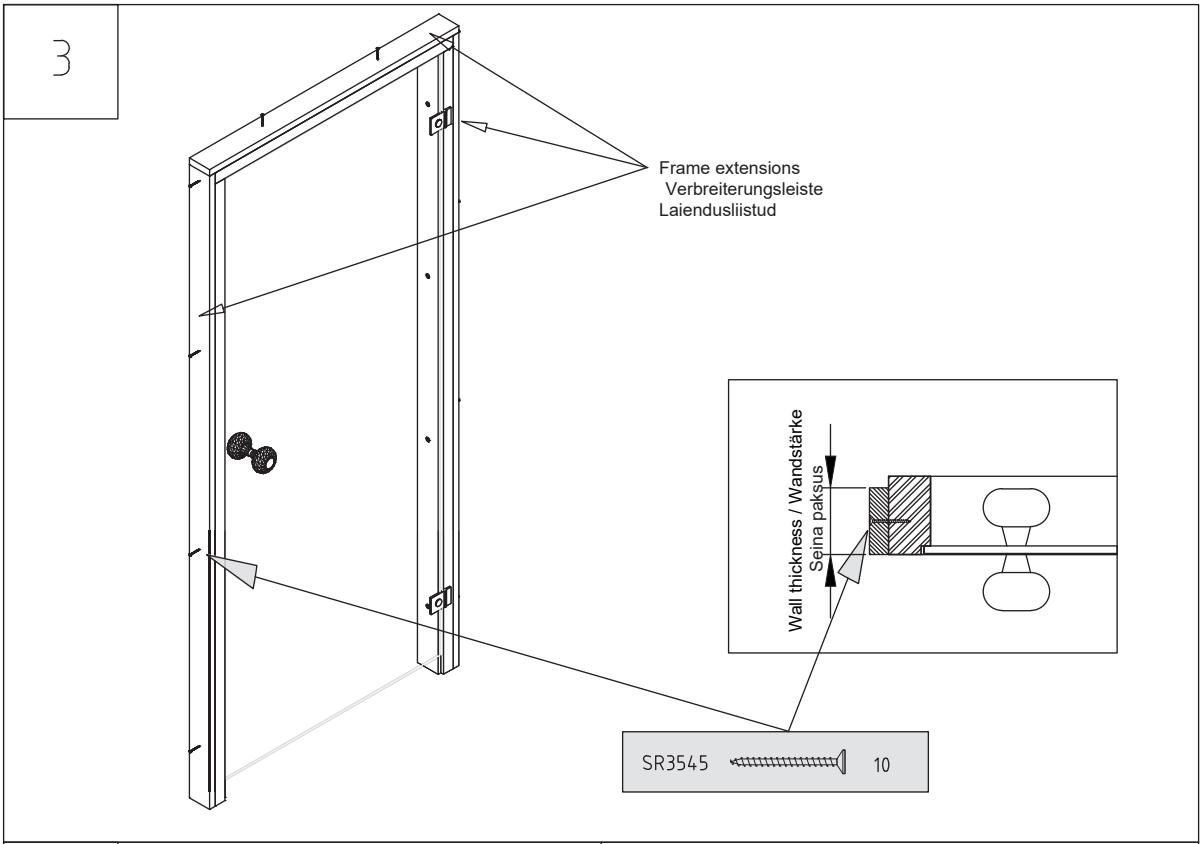

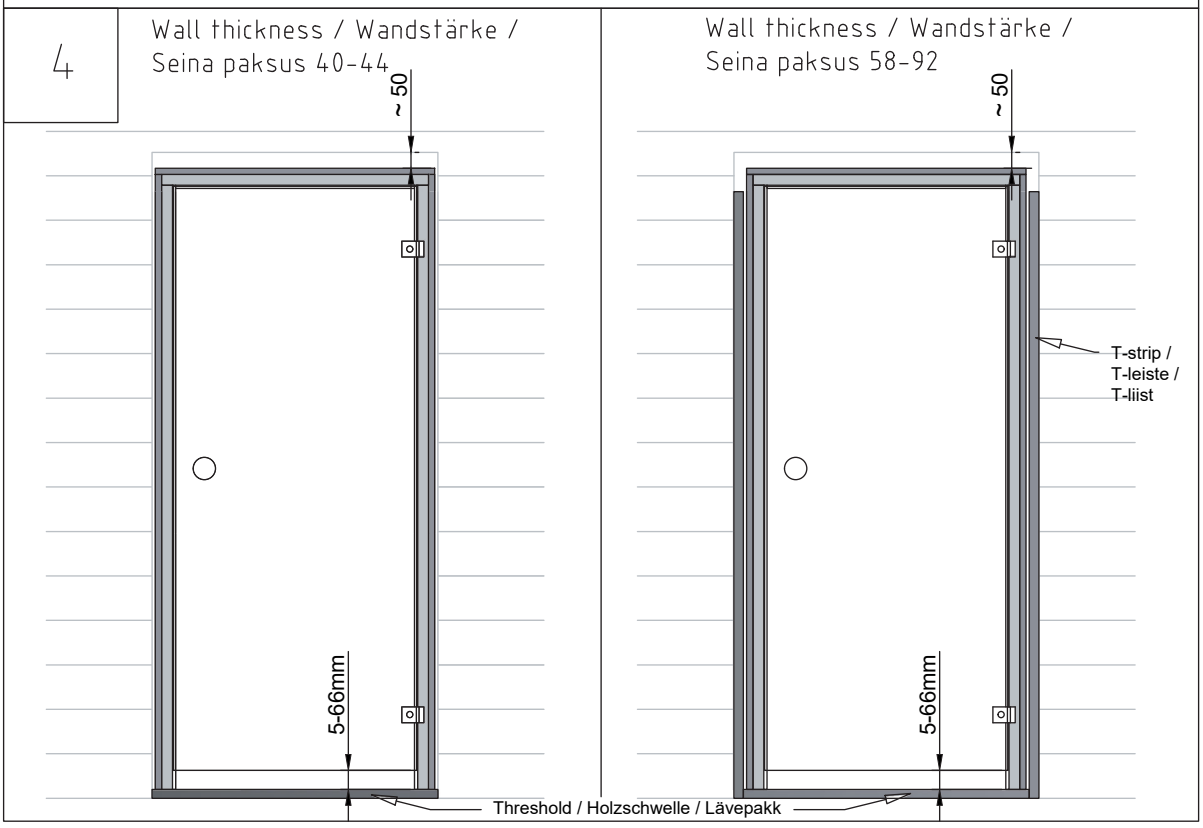

© 08/2025 Finnhaus Wolff

D930-RT

Installation instructions / Aufbauanleitung / Paigaldusjuhend

5 Wall thickness / Wandstärke / Seina paksus 40-44

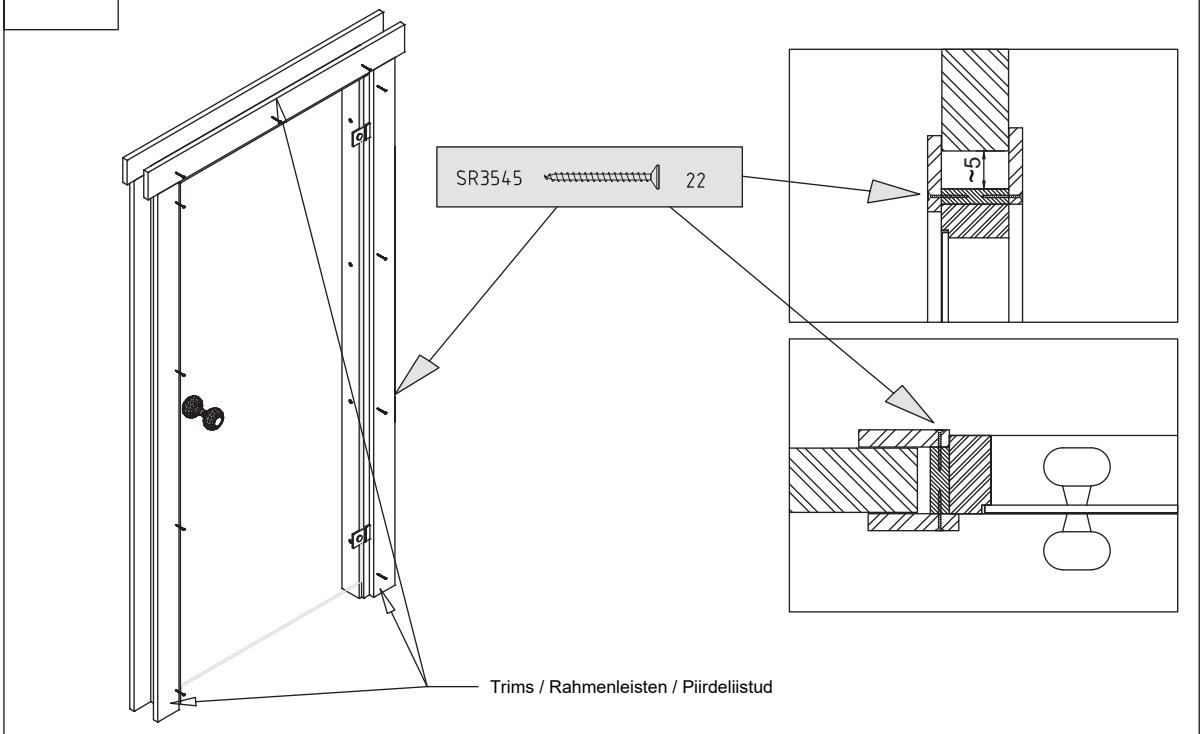

5 Wall thickness / Wandstärke / Seina paksus 58-92

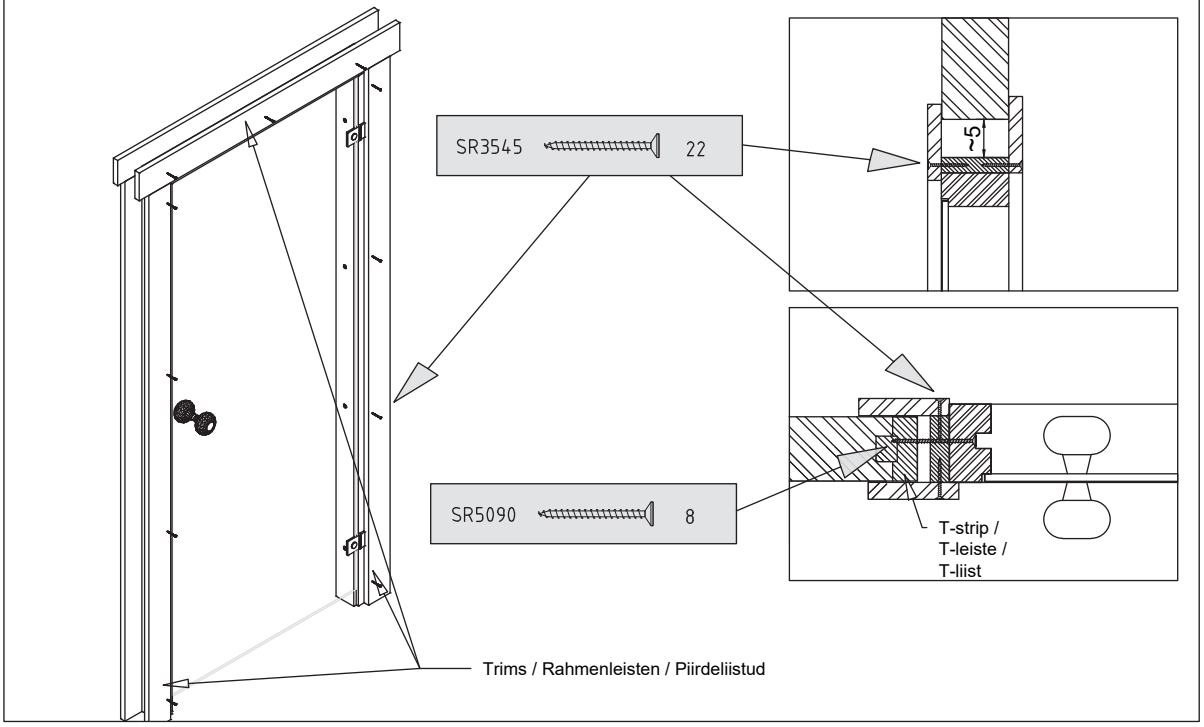

© 08/2025 Finnhaus Wolff