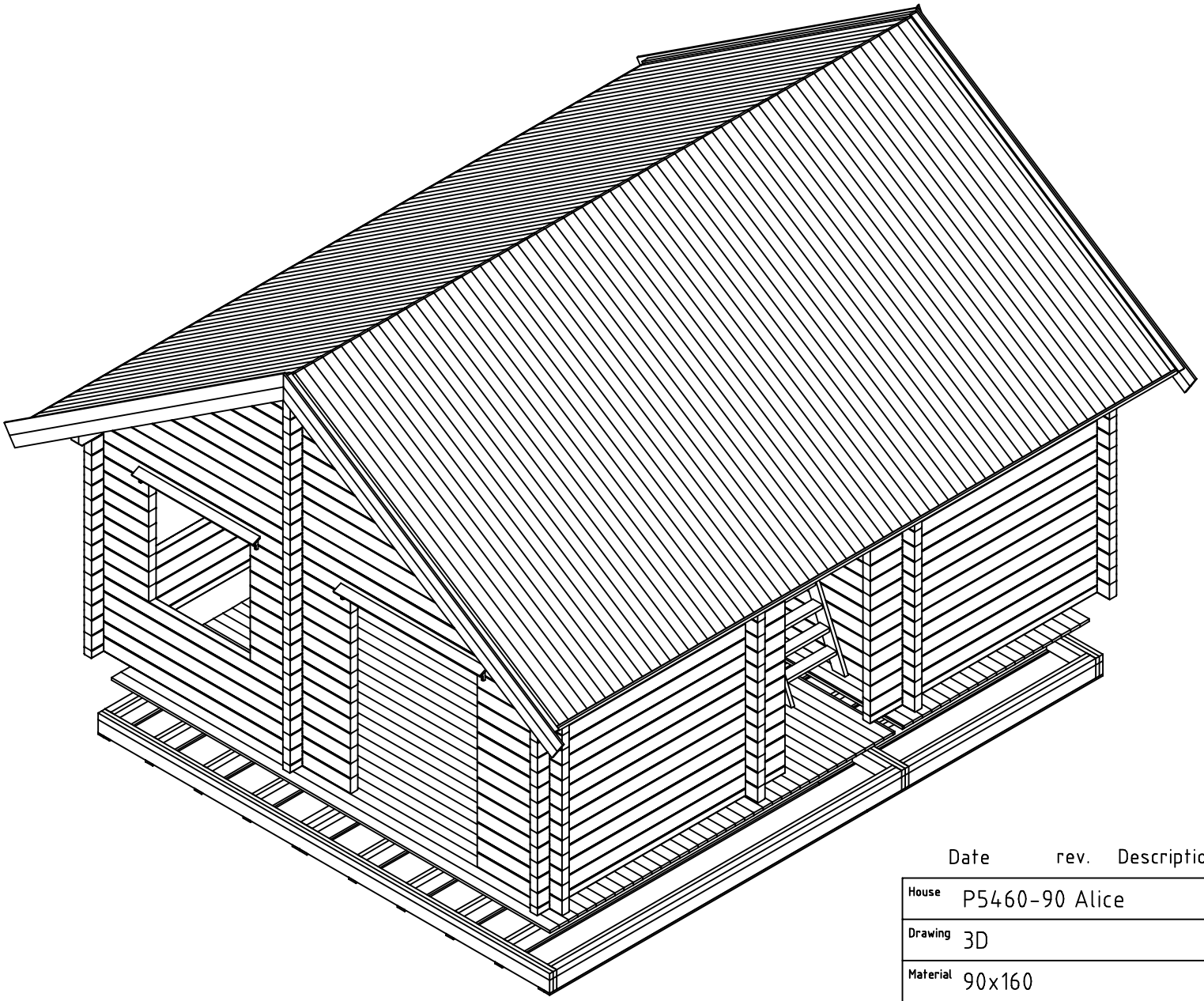

Date	rev.	Description

House	P5460-90 Alice	Sheet	1
Drawing	3D	Scale	
Material	90x160	Date	25.05.2022
Drawer	RP	File	P5460-90 Alice 3D.dwg

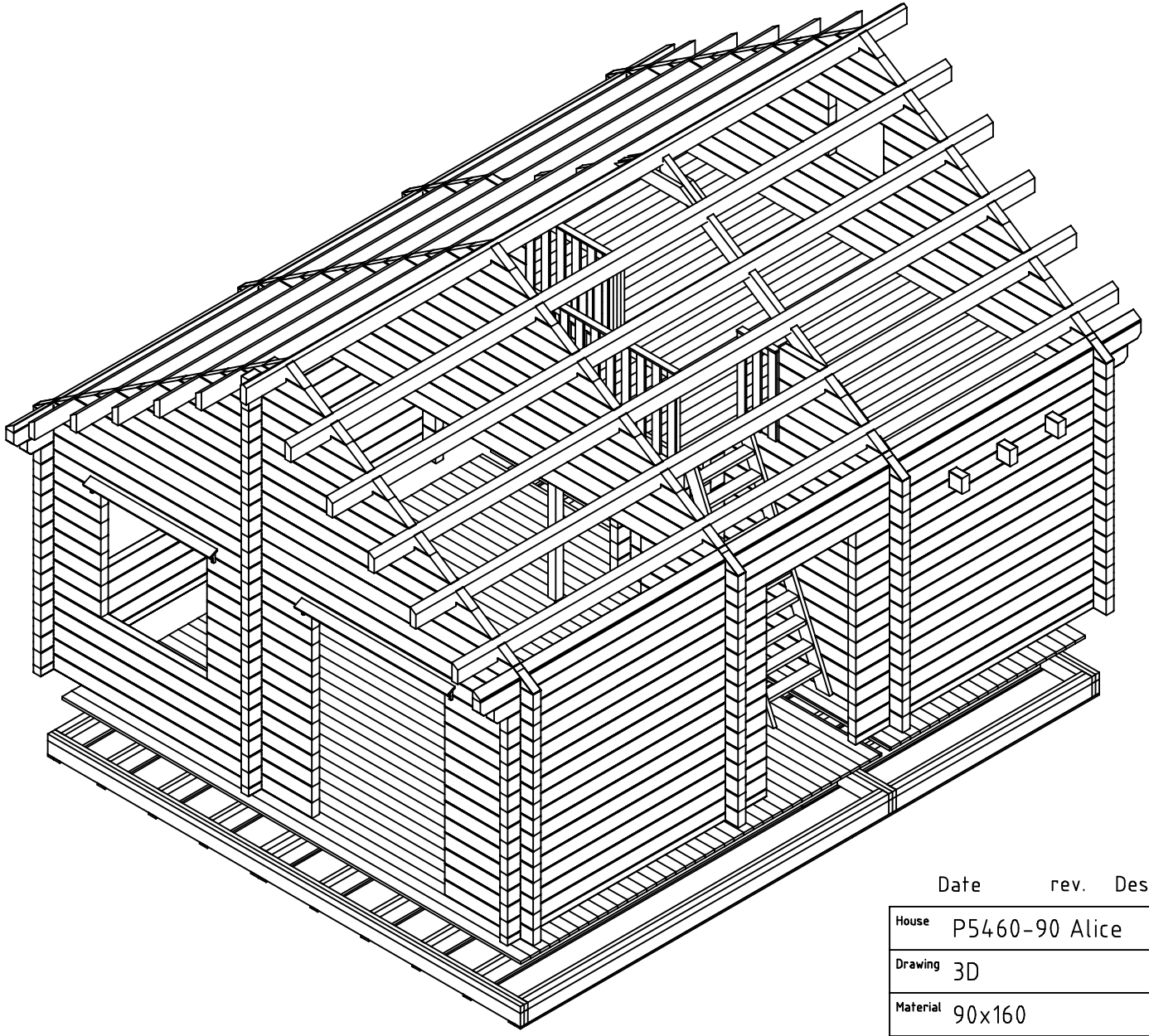

Date rev. Description

P Max 280kg/m2

House	P5460-90 Alice	Sheet	2
Drawing	3D	Scale	
Material	90x160	Date	25.05.2022
Drawer	RP	File	P5460-90 Alice 3D.dwg

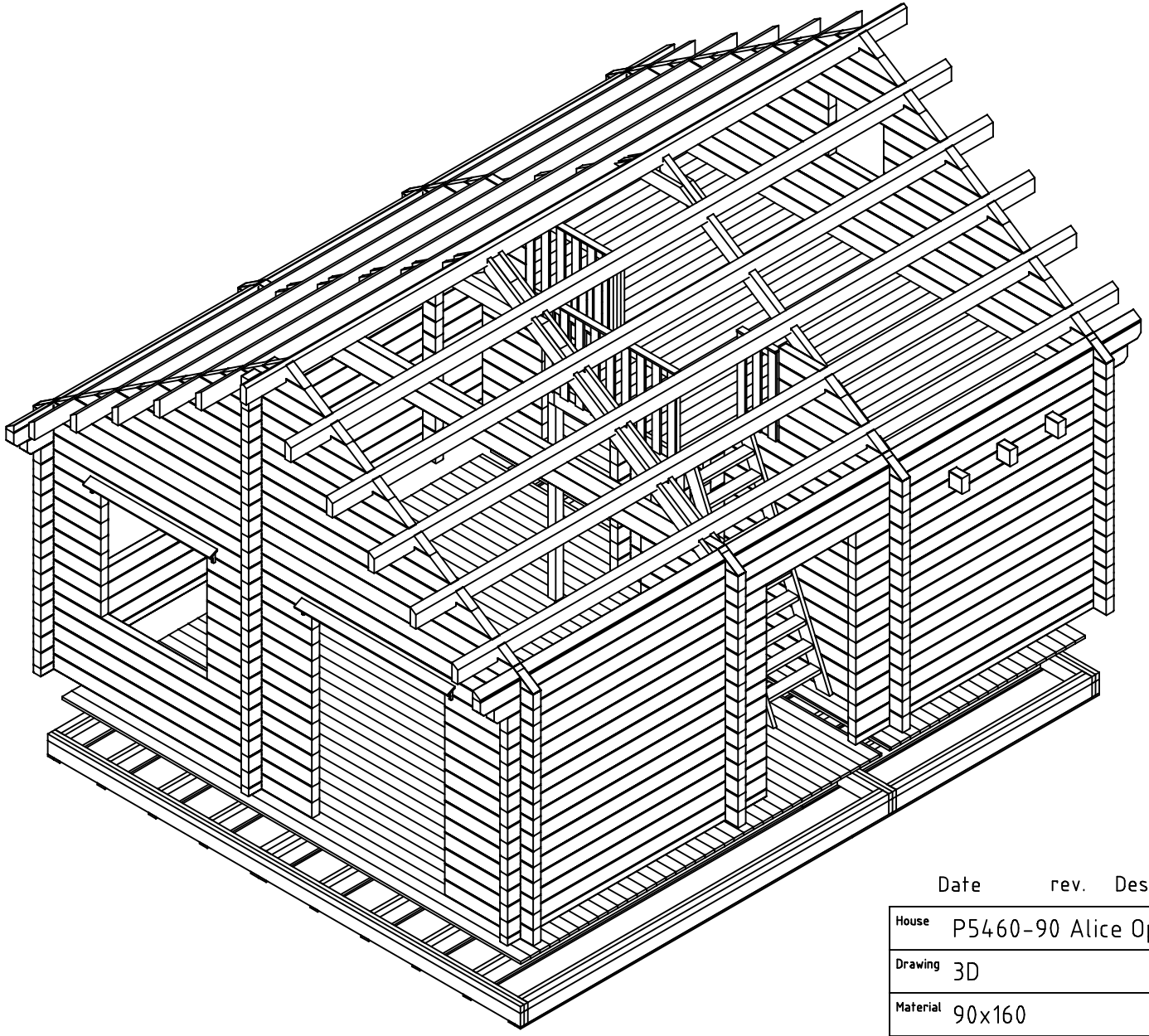

P Max 200kg/m2

Date	rev.	Description

House	P5460-90 Alice Optional	Sheet	2A
Drawing	3D	Scale	
Material	90x160	Date	25.05.2022
Drawer	RP	File	P5460-90 Alice 3D.dwg

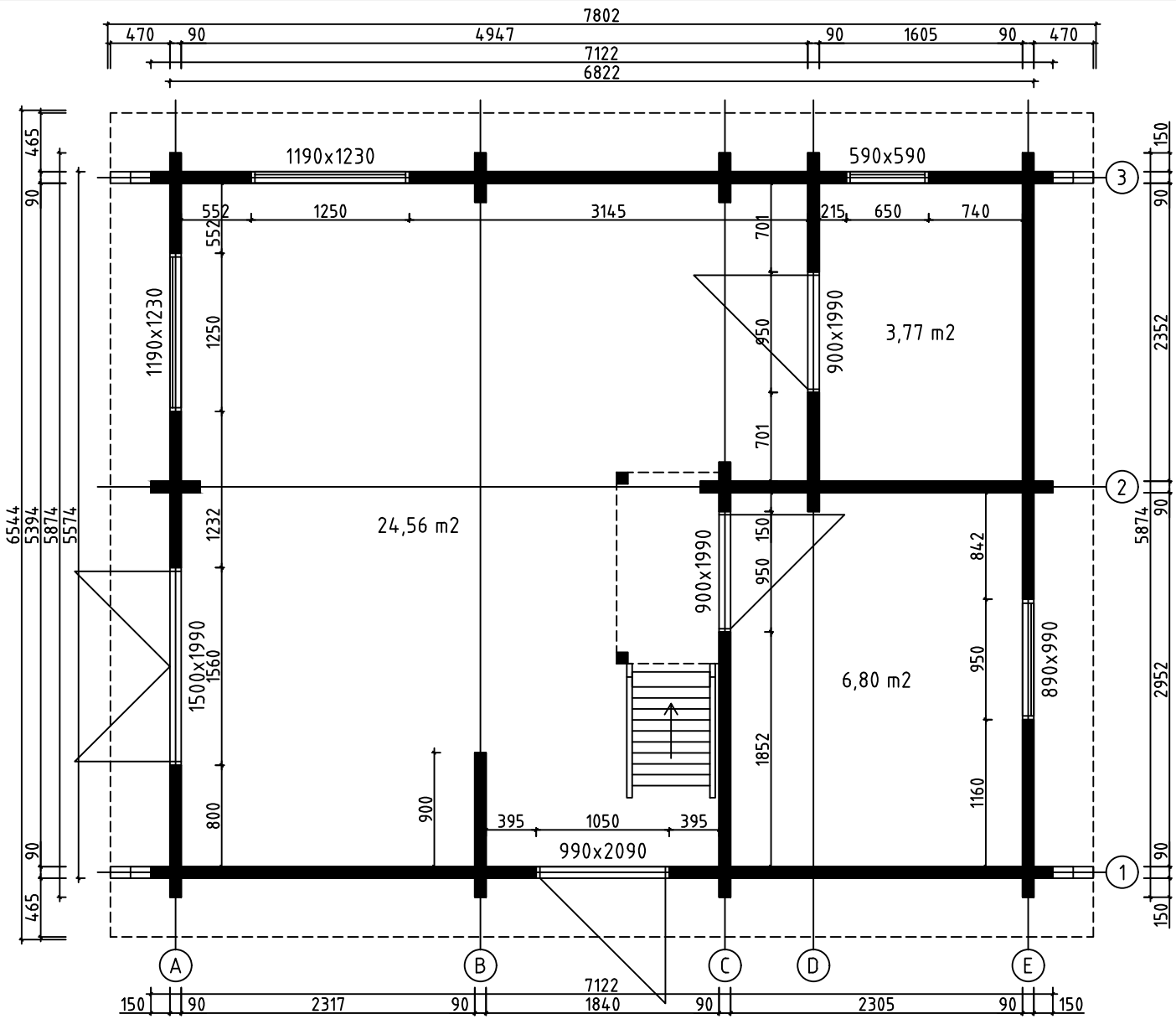

House	P5460-90 Alice	Sheet	3
Drawing	PLAN-SUUNNITELMA-PLANEN	Scale	1:50
Material	90x160	Date	26.05.2022
Drawer	RP	File	P5460-90 Alice.dwg

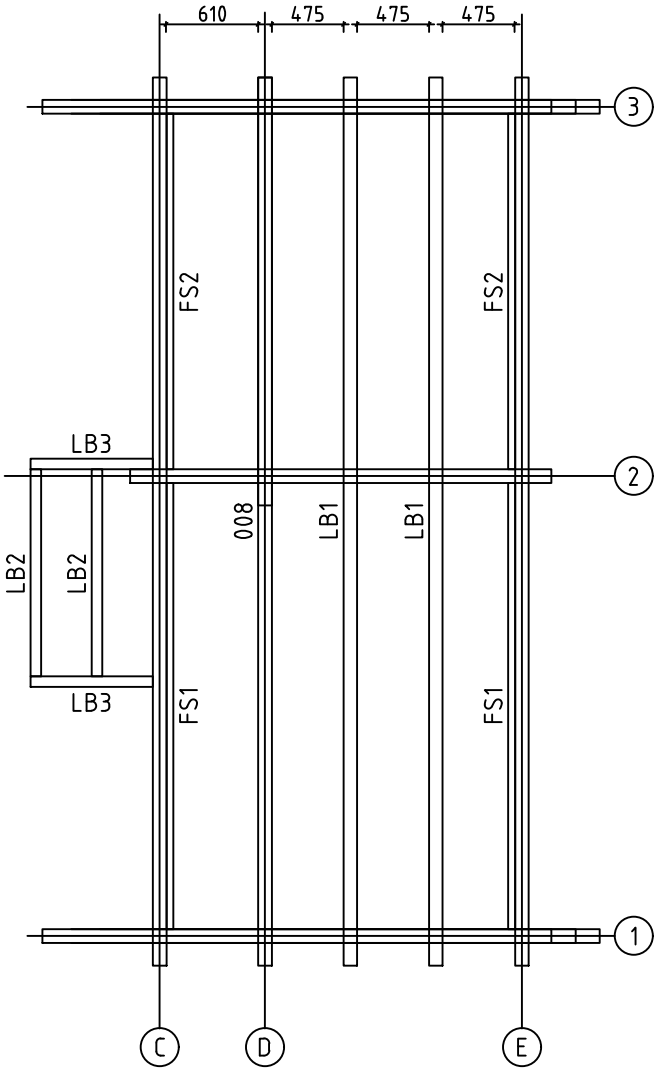

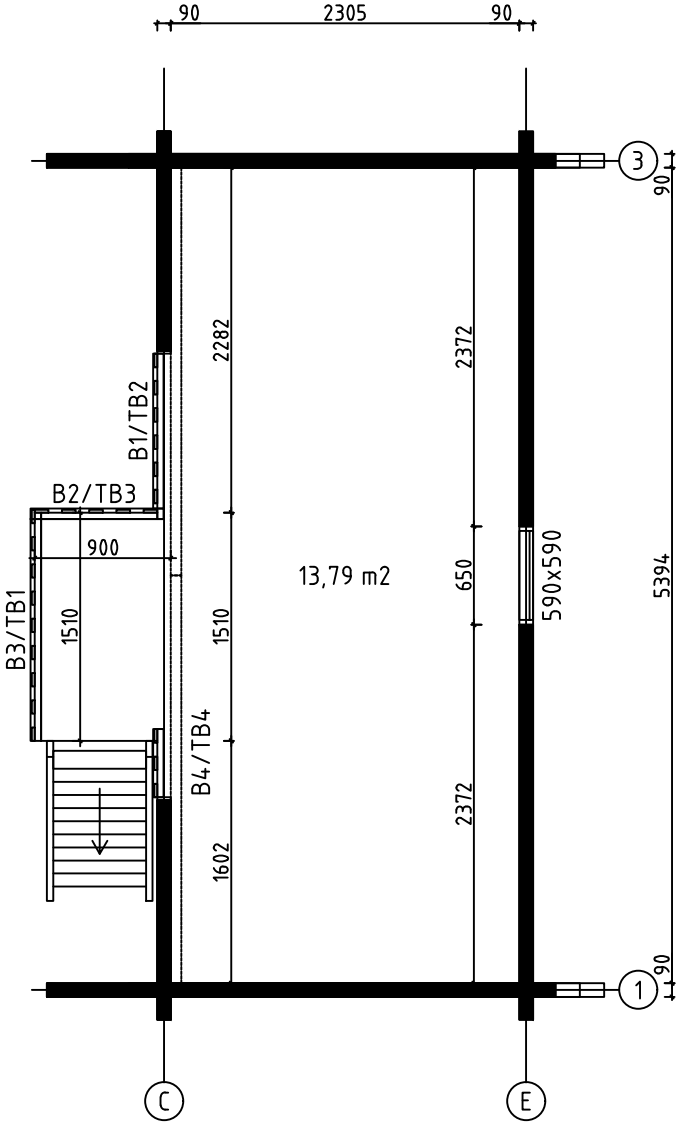

LOFT FLOOR BEAMS - PARVIA LATTIAPALKIT - LOFT GOLVBJÄLKAR

House	P5460-90 Alice	Sheet	4
Drawing	LOFT FLOOR-PARVI LATTIA-LOFT GOLV	Scale	1:50
Material	90x160, 70x140, 45x70	Date	26.05.2022
Drawer	RP	File	P5460-90 Alice.dwg

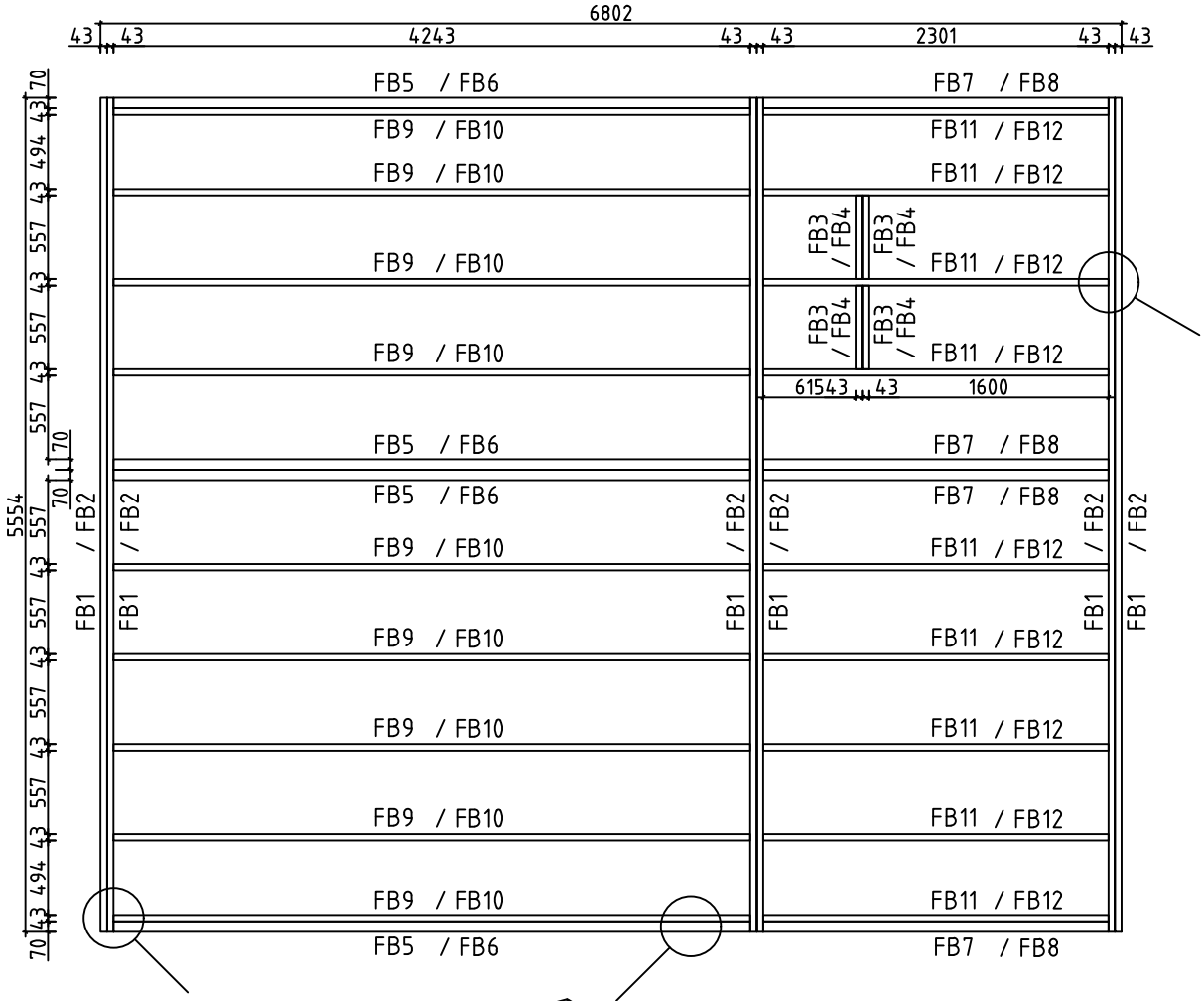

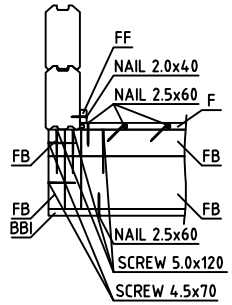

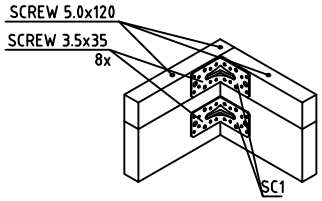

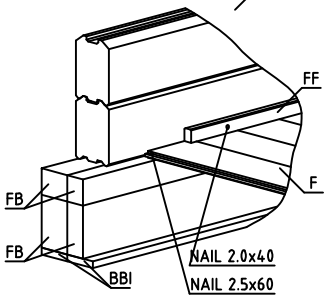

House	P5460-90 Alice	Sheet	5
Drawing	FLOORBEAMS-LATTIAPALKIT-GOLVBJÄLKAR	Scale	1:50
Material	70x140, 70x70, 43x140, 43x70	Date	26.05.2022
Drawer	RP	File	P5460-90 Alice.dwg

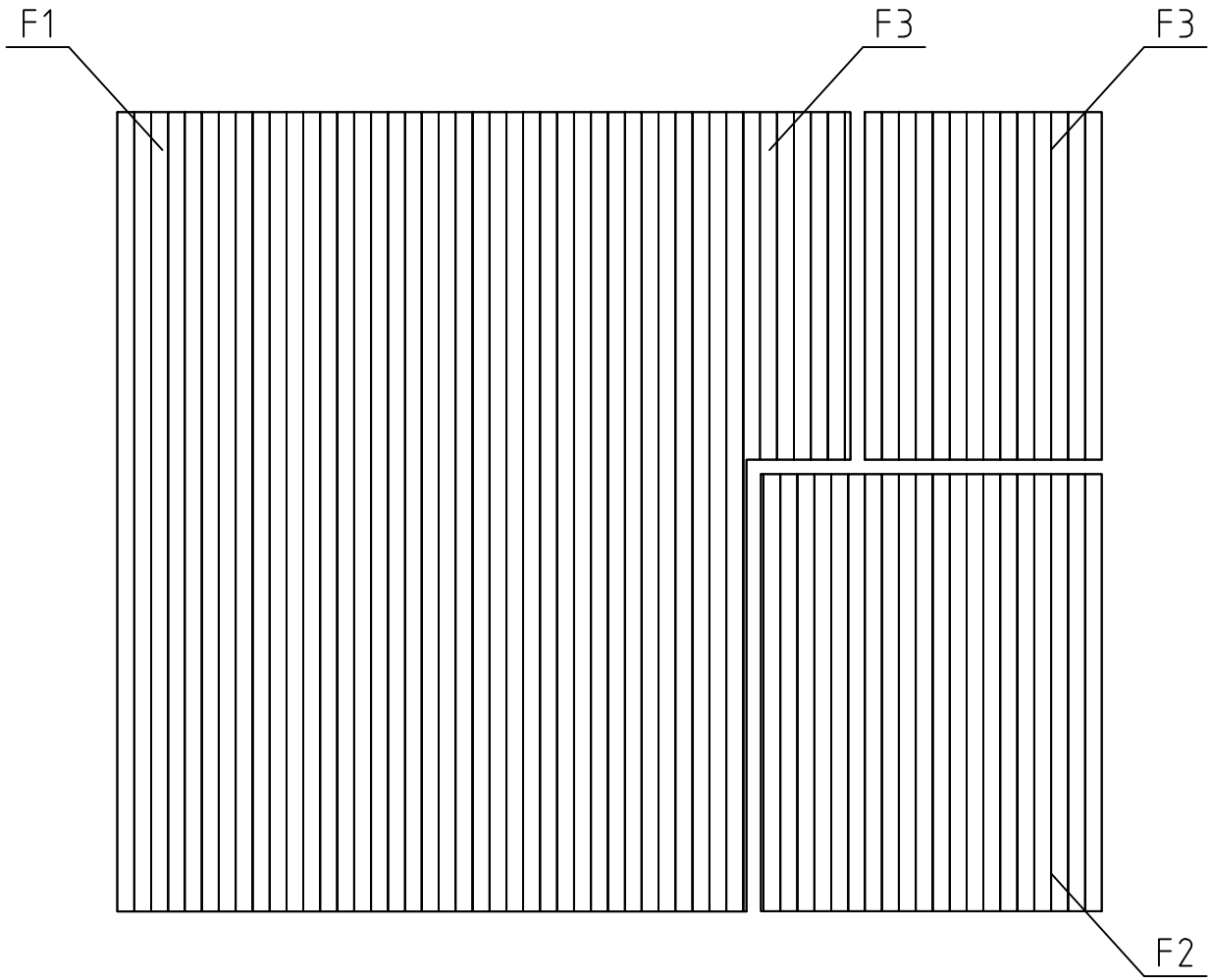

FLOORBOARD-LATTIALAUTA-GOLVBRÄDE

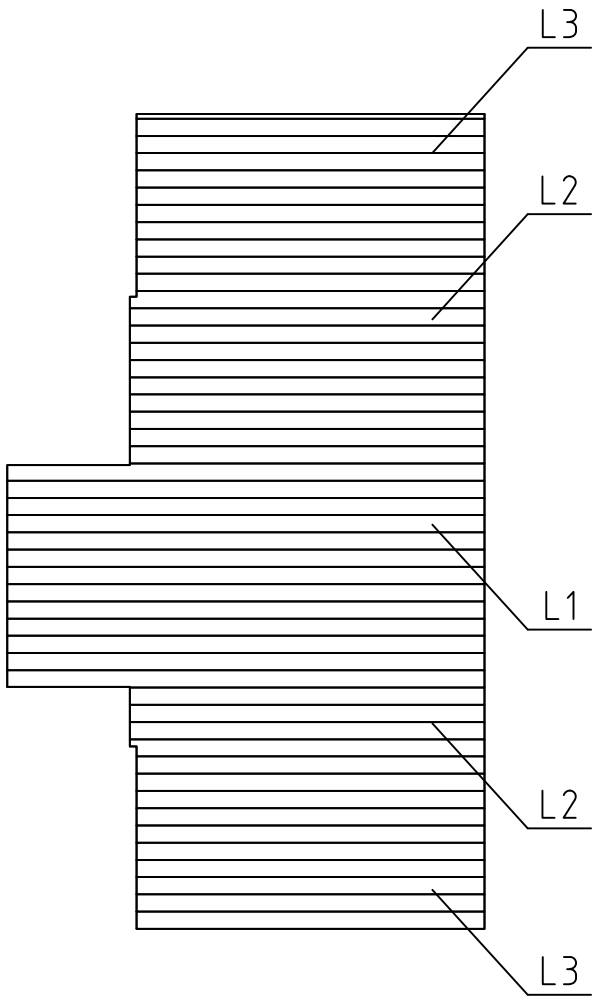

LOFT FLOORBOARD - PARVIA LATTIALATTIA
- LOFT GOLVBRÄDE

House	P5460-90 Alice	Sheet	6
Drawing	FLOORBOARD-LATTIALAUTA-GOLVBRÄDE	Scale	1:50
Material	28x114, 18x114	Date	26.05.2022
Drawer	RP	File	P5460-90 Alice.dwg

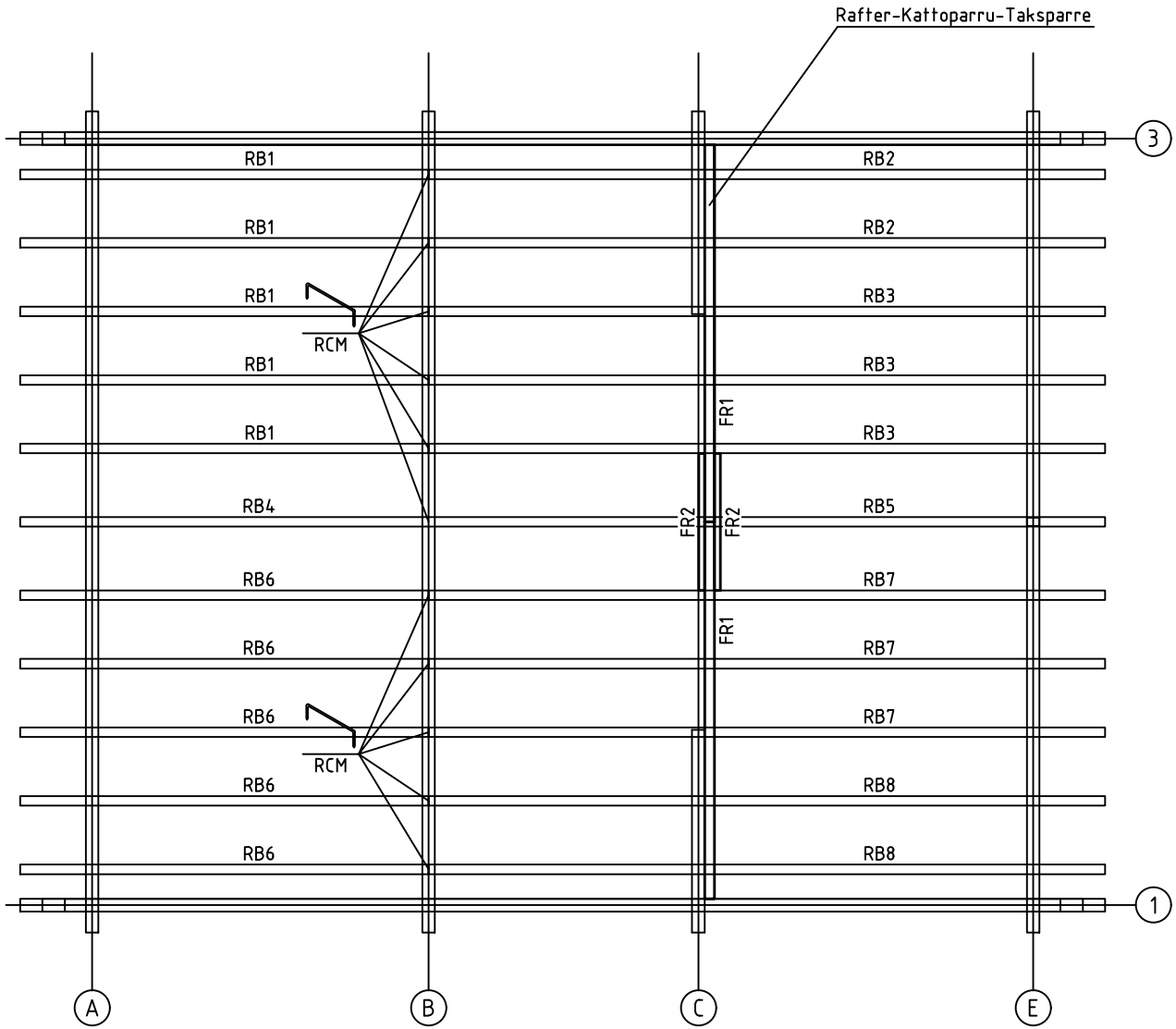

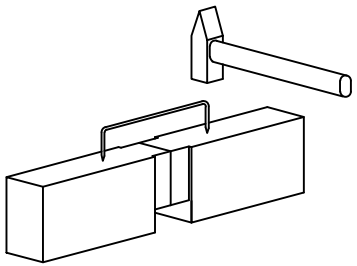

House	P5460-90 Alice	Sheet	7
Drawing	PURLINS-KATTO-ORRET-TAKÅSAR	Scale	1:50
Material	68x190, 70x140	Date	26.05.2022
Drawer	RP	File	P5460-90 Alice.dwg

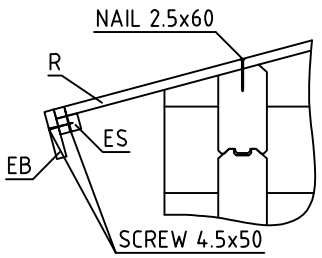

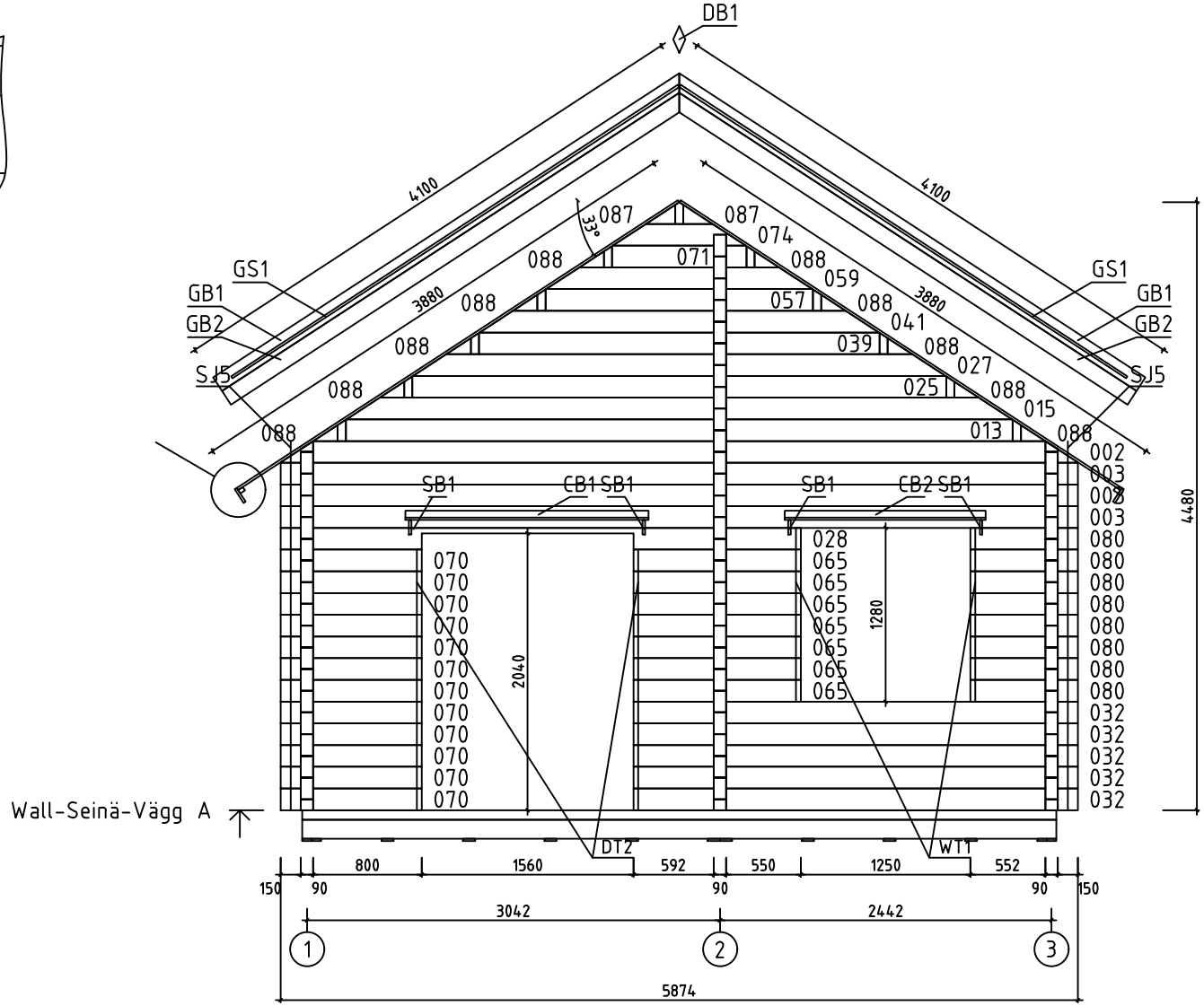

House	P5460-90 Alice	Sheet	8
Drawing	WALL-SEINÄ-VÄGG A	Scale	1:50
Material	90x160	Date	26.05.2022
Drawer	RP	File	P5460-90 Alice.dwg

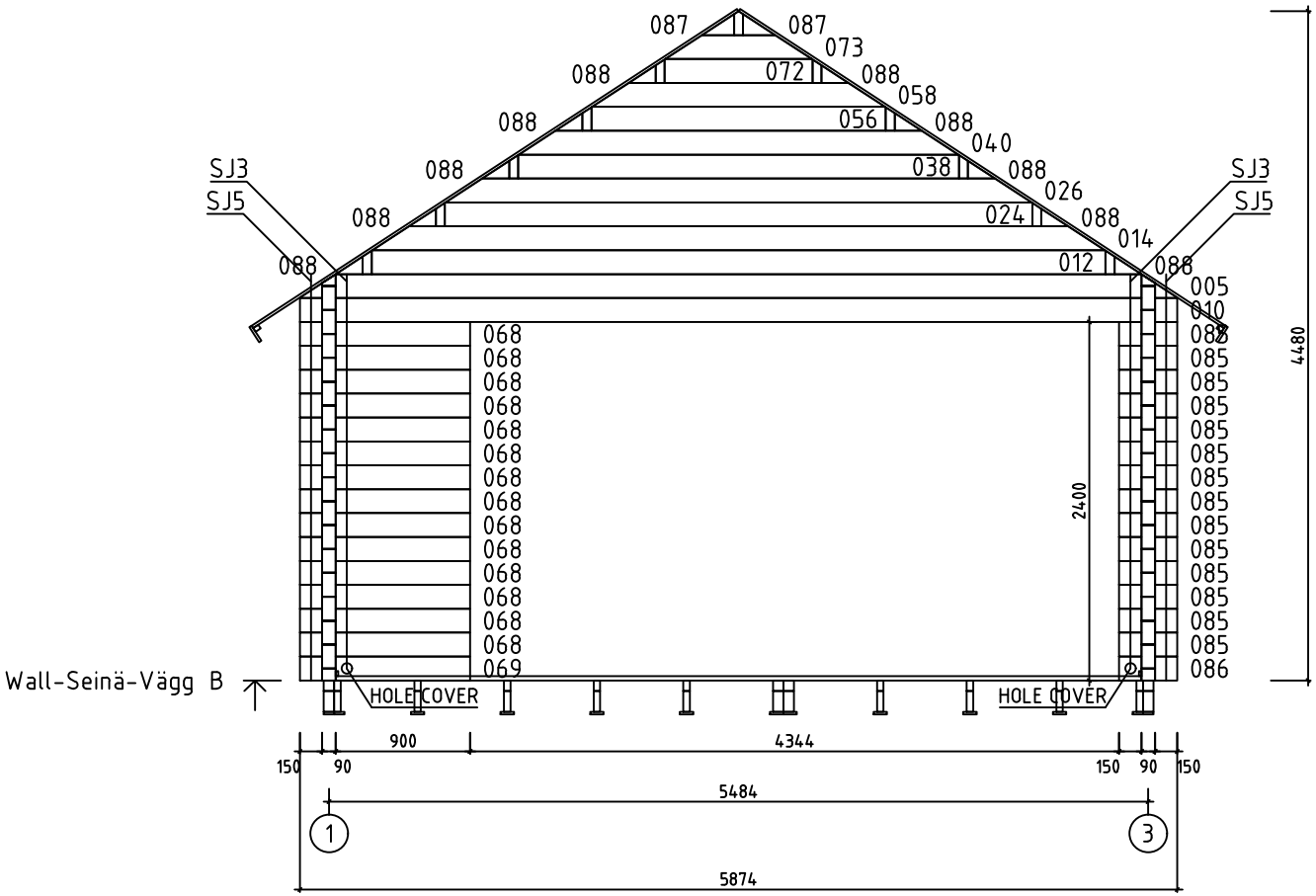

P Max 280kg/m2

House	P5460-90 Alice	Sheet	9
Drawing	WALL-SEINÄ-VÄGG B	Scale	1:50
Material	90x160	Date	26.05.2022
Drawer	RP	File	P5460-90 Alice.dwg

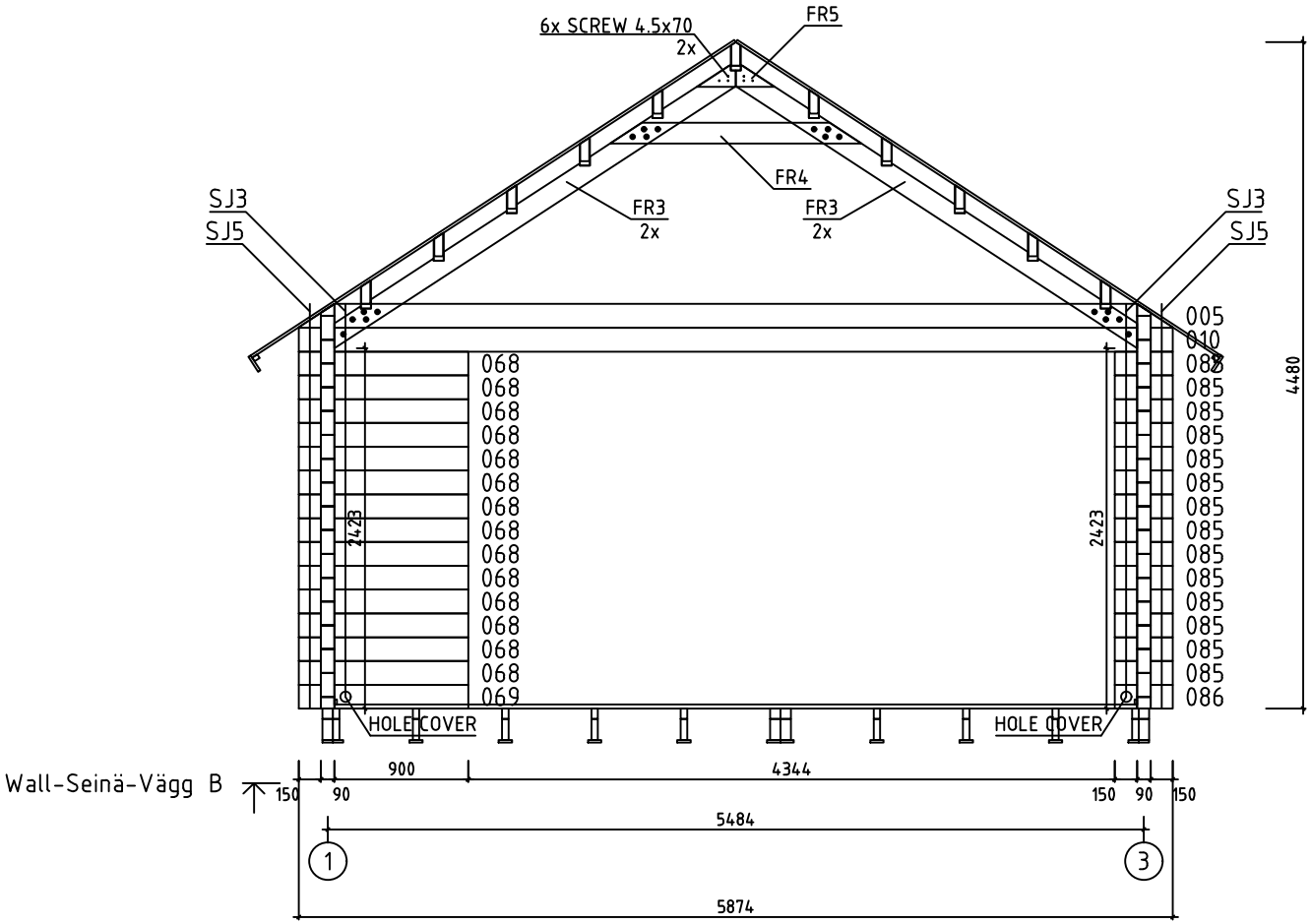

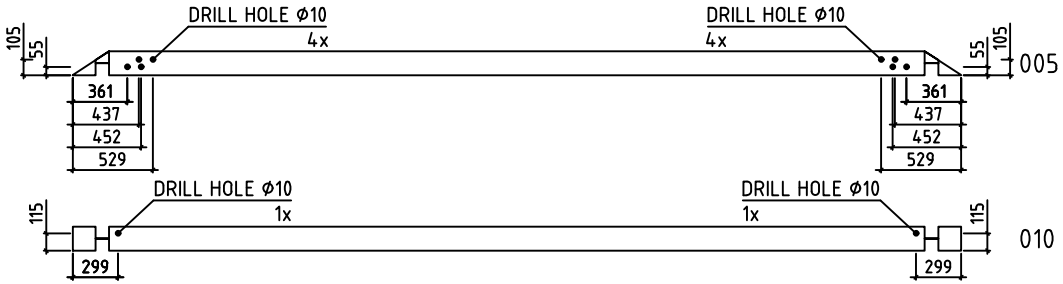

P Max 200kg/m2

House	P5460-90 Alice Optional	Sheet	9A
Drawing	WALL-SEINÄ-VÄGG B	Scale	1:50
Material	90x160	Date	26.05.2022
Drawer	RP	File	P5460-90 Alice Optional.dwg

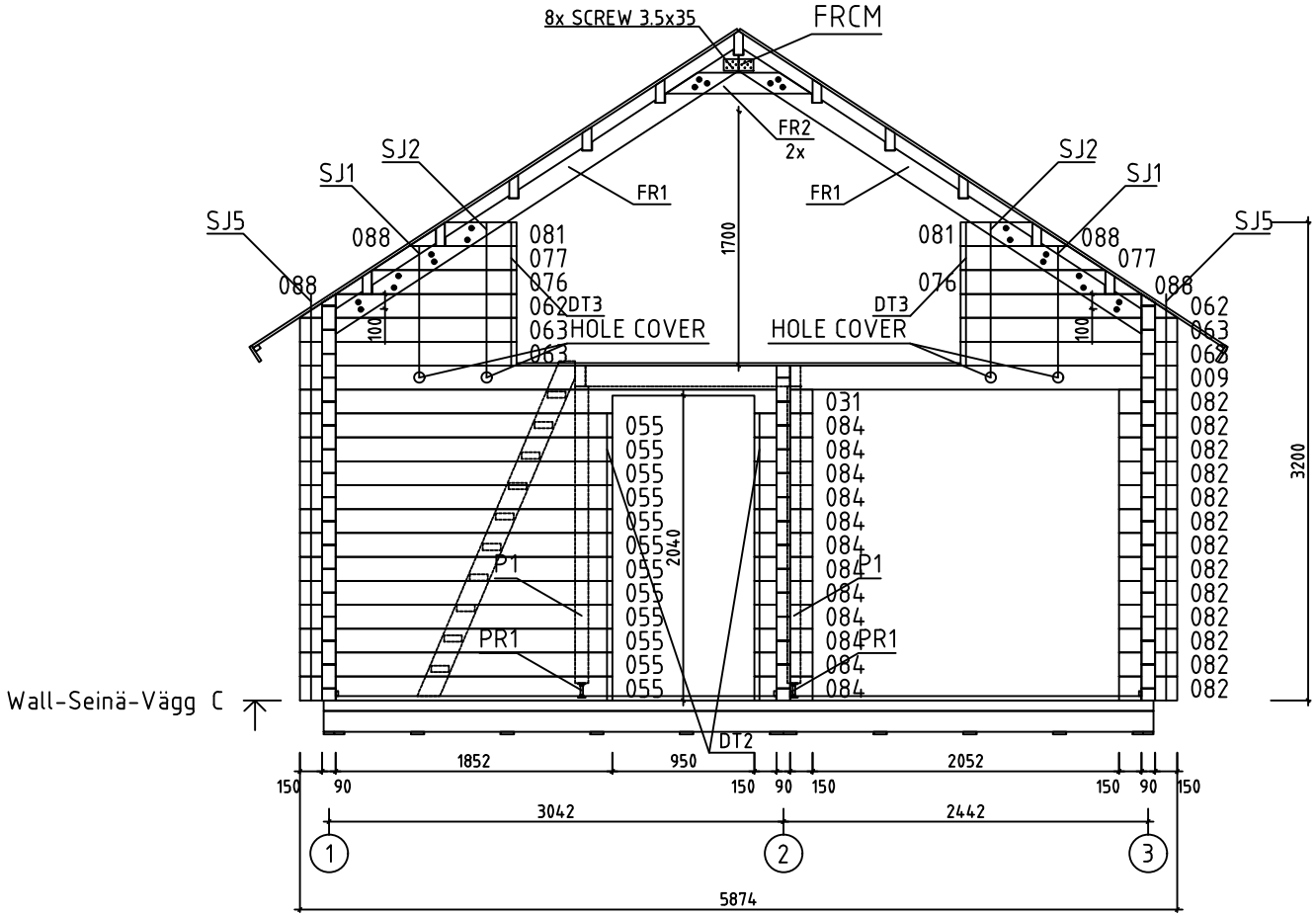

House	P5460-90 Alice	Sheet	10
Drawing	WALL-SEINÄ-VÄGG C	Scale	1:50
Material	90x160	Date	26.05.2022
Drawer	RP	File	P5460-90 Alice.dwg

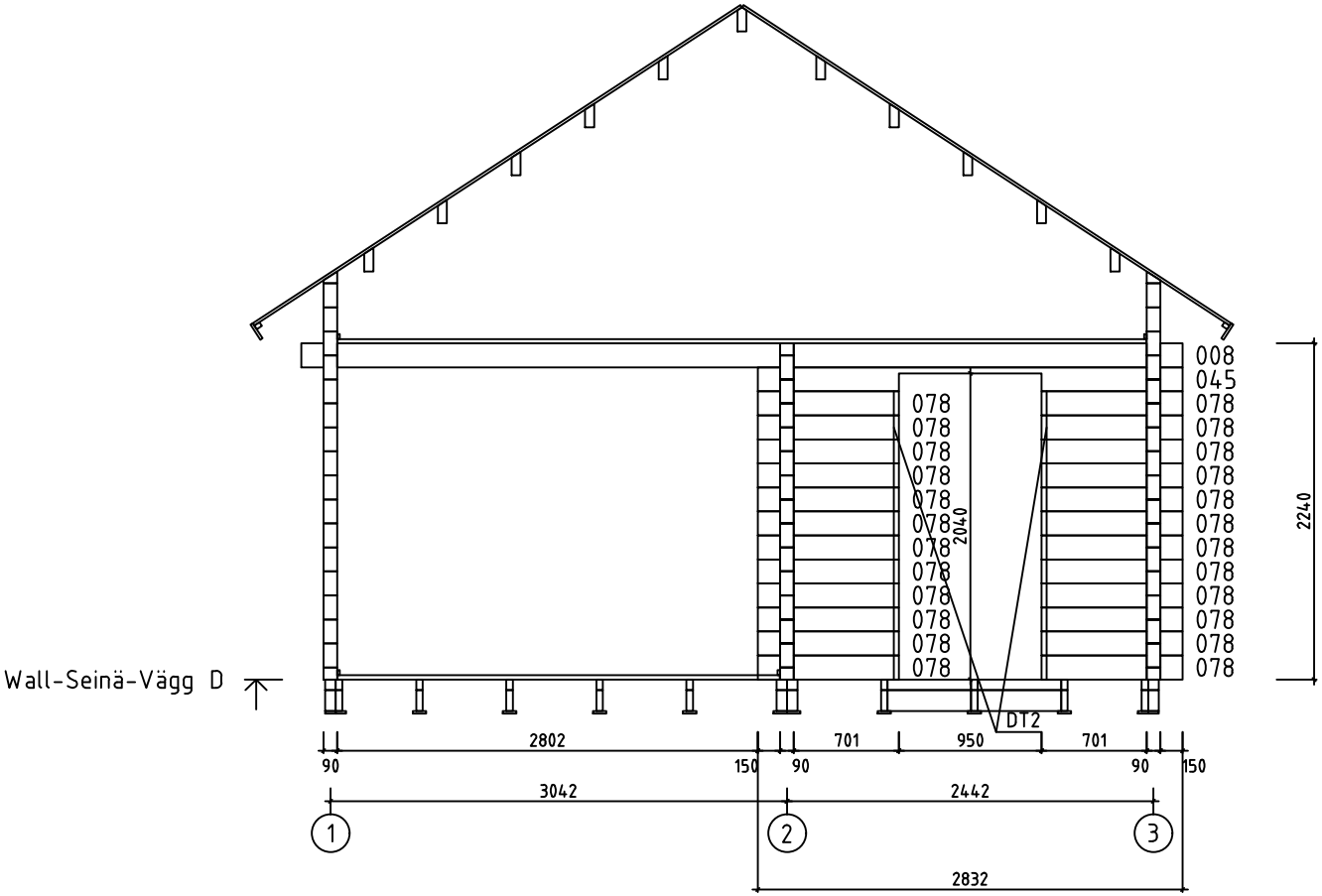

House	P5460-90 Alice	Sheet	11
Drawing	WALL-SEINÄ-VÄGG D	Scale	1:50
Material	90x160	Date	26.05.2022
Drawer	RP	File	P5460-90 Alice.dwg

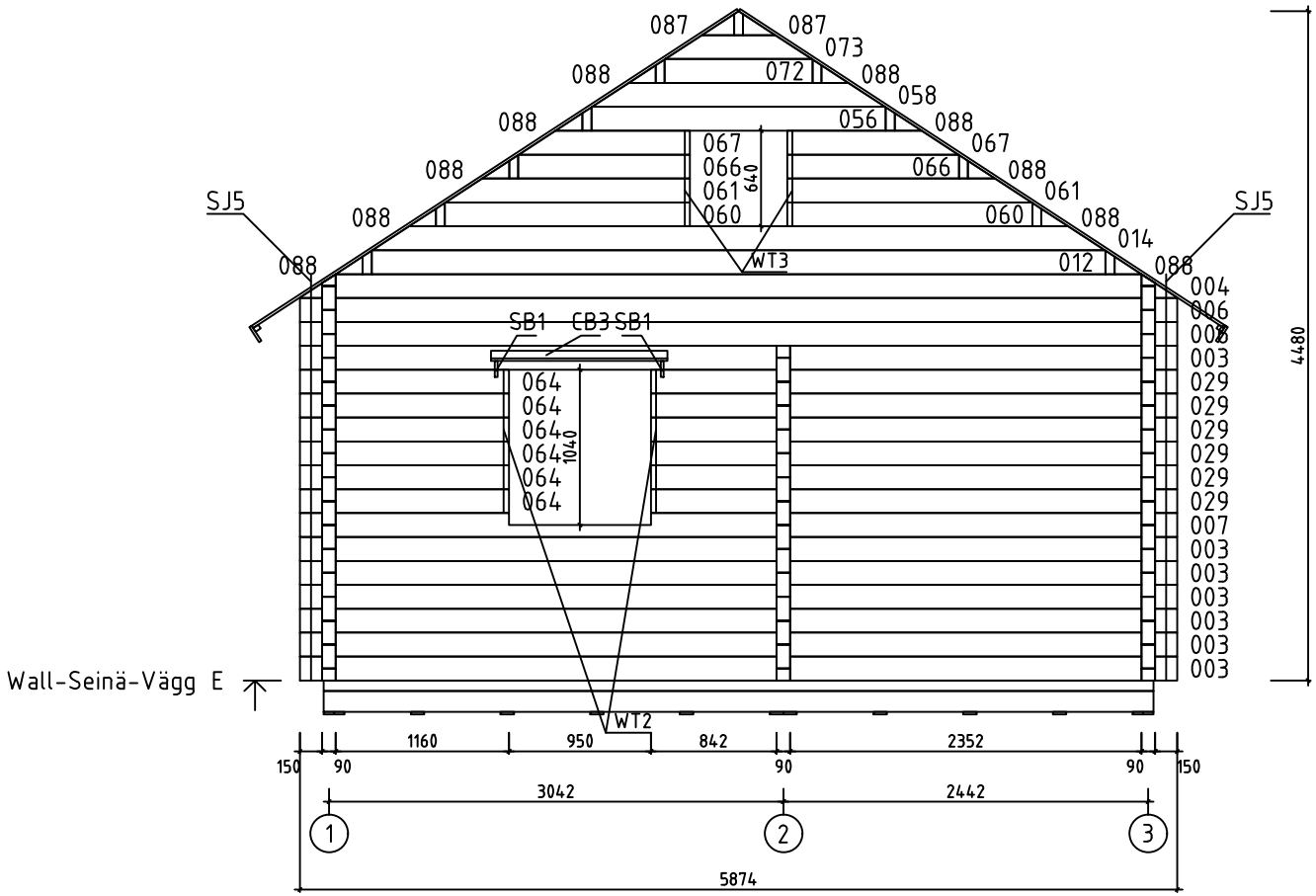

House	P5460-90 Alice	Sheet	12
Drawing	WALL-SEINÄ-VÄGG E	Scale	1:50
Material	90x160	Date	26.05.2022
Drawer	RP	File	P5460-90 Alice.dwg

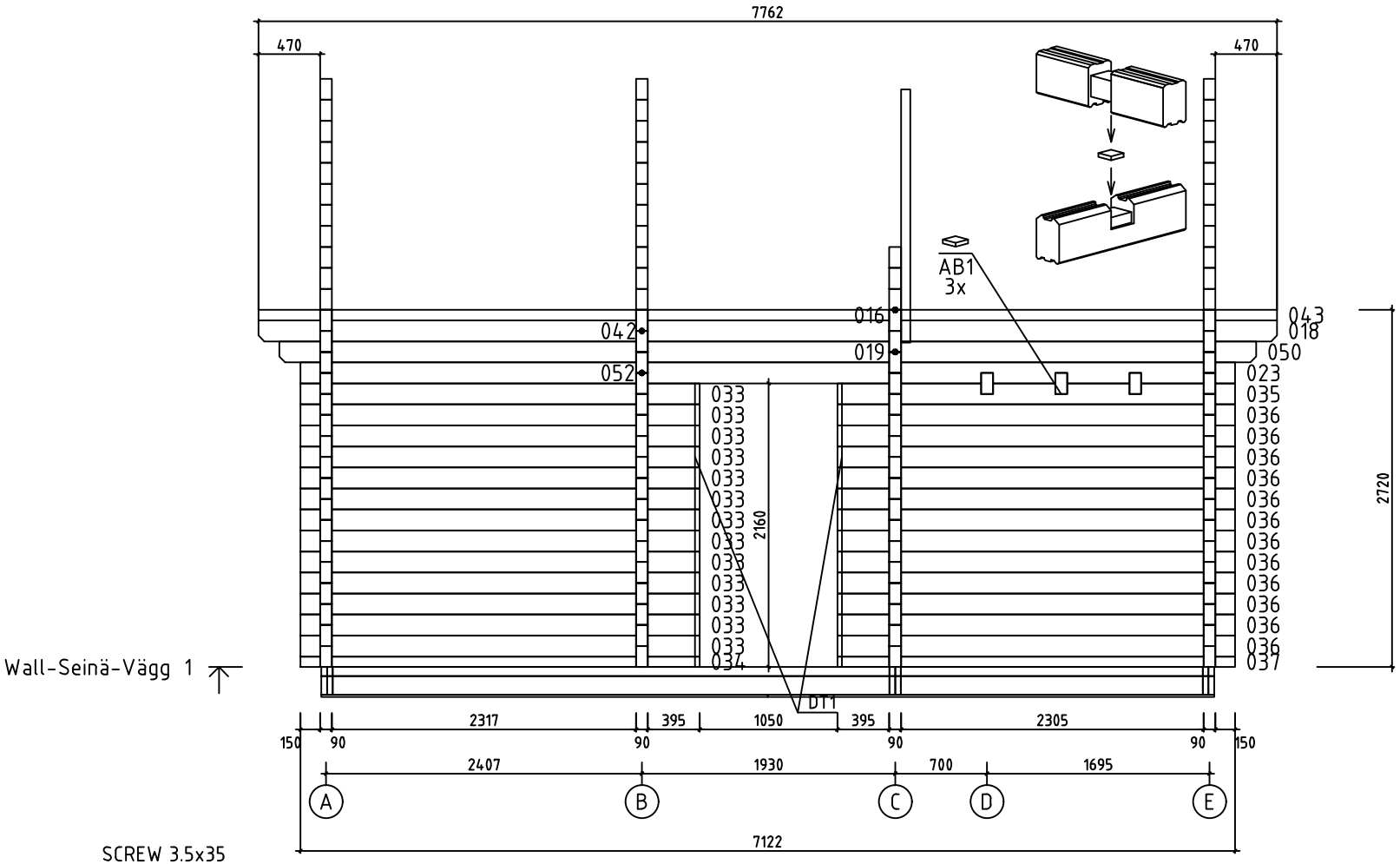

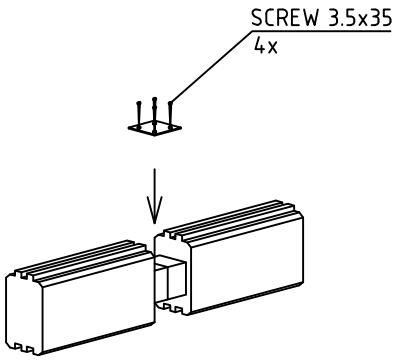

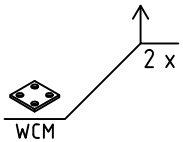

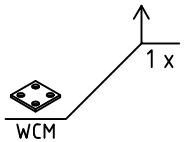

House	P5460-90 Alice	Sheet	13
Drawing	WALL-SEINÄ-VÄGG 1	Scale	1:50
Material	90x160	Date	26.05.2022
Drawer	RP	File	P5460-90 Alice.dwg

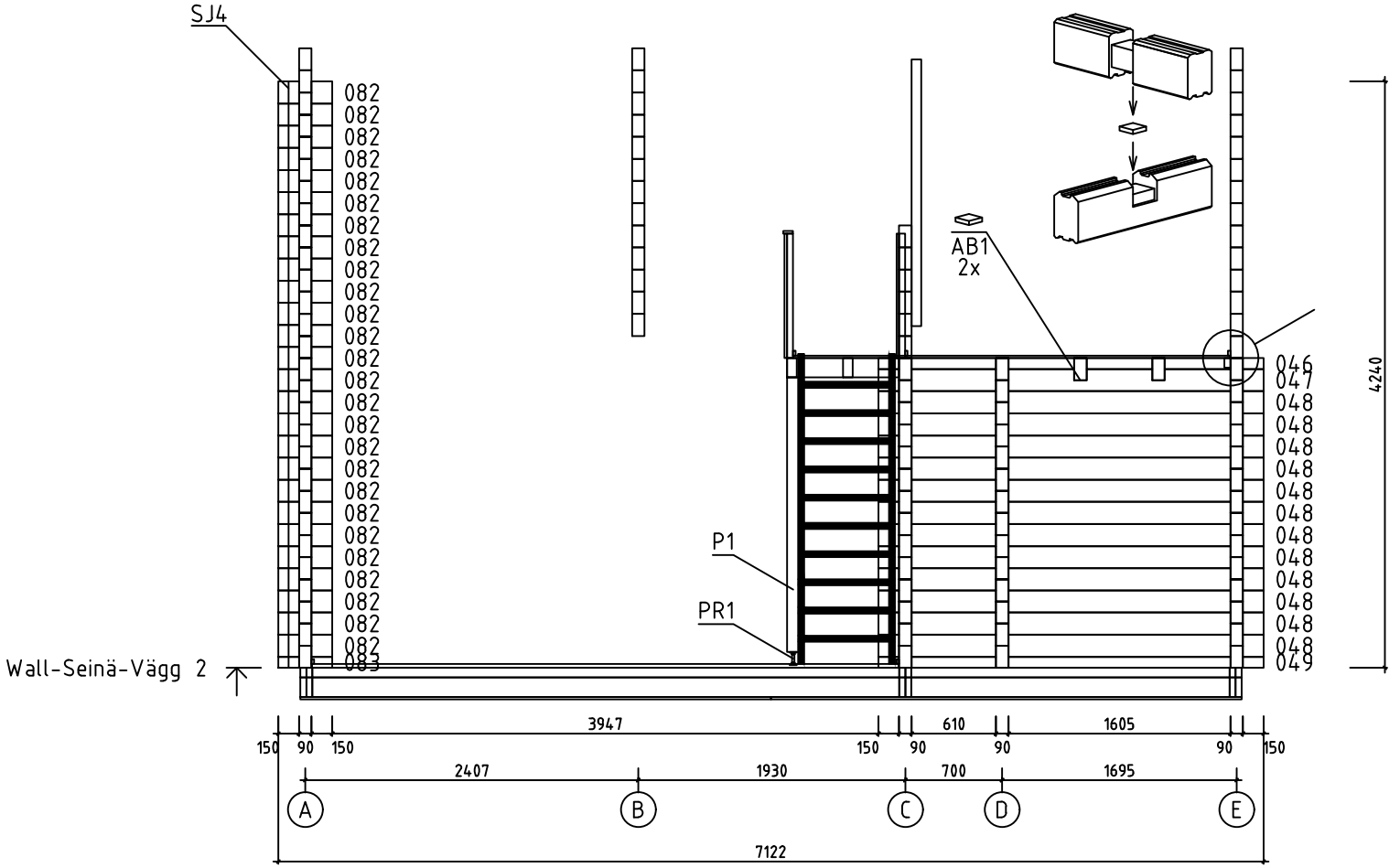

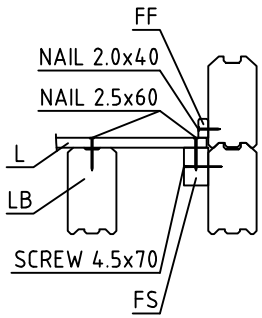

House	P5460-90 Alice	Sheet	14
Drawing	WALL-SEINÄ-VÄGG 2	Scale	1:50
Material	90x160	Date	26.05.2022
Drawer	RP	File	P5460-90 Alice.dwg

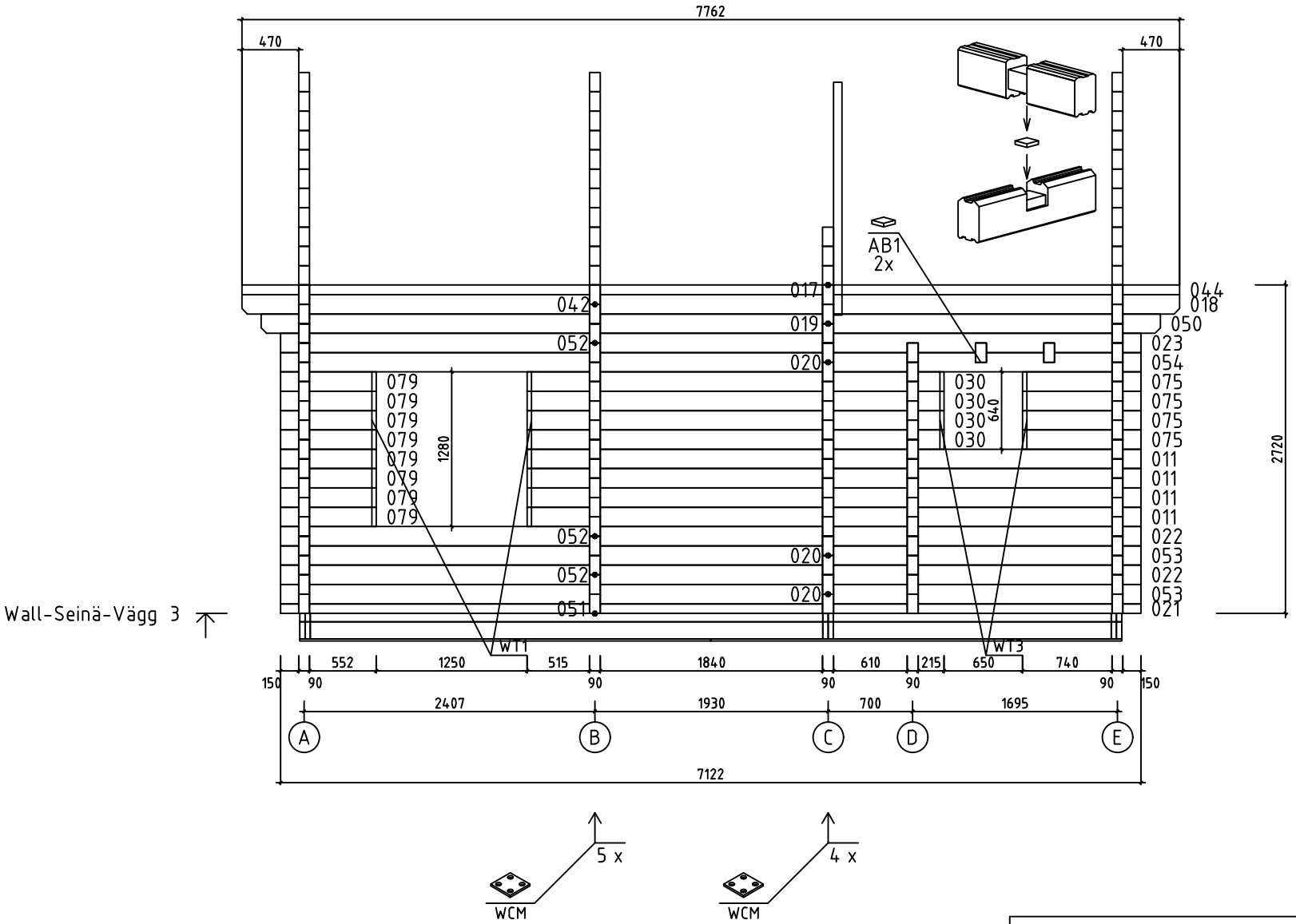

House	P5460-90 Alice	Sheet	15
Drawing	WALL-SEINÄ-VÄGG 3	Scale	1:50
Material	90x160	Date	26.05.2022
Drawer	RP	File	P5460-90 Alice.dwg

Pos	P5460-90 Alice	Pcs. St.	Profil(e) (mm)	L (mm)
001	SPARE BEAM - VARALLAPALKI - RESERVDEL 150 5394 150	1	90x160	5874
003	150 2952 2352 150	10	90x160	5874
006	150 5394 150	2	90x160	5874
007	150 2952 2352 150	1	90x160	5874
008	150 2952 2352 150 PM	1	90x160	5874
009	150 2952 2352 150 PM	1	90x160	5874
010	150 5394 150	1	90x160	5874
011	515 1840 610 1605 150	4	90x160	5080
016	470 2317 1840	1	90x80	4852
017	470 2317 1840	1	90x80	4852
018	1840 2305 470	2	90x160	4840
019	310 2317 1840	2	90x160	4692
020	150 2317 1840	3	90x160	4532
021	1840 610 1605 150	1	90x80	4520
022	1840 610 1605 150	2	90x160	4520
023	1840 610 475 475 475 150	2	90x160	4520
028	150 2952 550	1	90x160	3832
029	842 2352 150	6	90x160	3524
030	515 1840 610 215	4	90x160	3450
031	150 2952 150	1	90x160	3432
032	592 2352 150	5	90x160	3274
033	150 2317 395	13	90x160	3042
034	150 2317 395	1	90x80	3042
035	395 610 475 475 475 150	1	90x160	3030
036	395 2305 150	12	90x160	3030

House P5460-90 Alice	Material	File P5460-90 Alice.dwg	Sheet 16

Pos	P5460-90 Alice	Pcs. St.	Profil(e) (mm)	L (mm)
037	395 2305 150	1	90x80	3030
042	470 2317	2	90x160	2922
043	2305 470	1	90x80	2910
044	2305 470	1	90x80	2910
045	150 2352 150	1	90x160	2832
046	150 610 475 475 475 150	1	90x80	2785
047	150 610 475 475 475 150	1	90x160	2785
048	150 610 1605 150	12	90x160	2785
049	150 610 1605 150	1	90x80	2785
050	2305 310	2	90x160	2750
051	150 2317	1	90x80	2602
052	150 2317	4	90x160	2602
053	610 1605 150	2	90x160	2590
054	610 475 475 475 150	1	90x160	2590
055	150 1852	12	90x160	2092
063	1210 150	4	90x160	1450
064	150 1160	6	90x160	1400
065	592 550	7	90x160	1232
068	150 900	14	90x160	1140
069	150 900	1	90x160	1140
070	150 800	12	90x160	1040
075	740 150	4	90x160	980
078	701 150	24	90x160	941
079	150 552	8	90x160	792
080	552 150	8	90x160	792

House P5460-90 Alice	Material	File P5460-90 Alice.dwg	Sheet 17

Pos	P5460-90 Alice	Pcs. St.	Profil(e) (mm)	L (mm)
082		39	90x160	390
083		1	90x80	390
084		12	90x160	390
085		14	90x160	390
086		1	90x160	390
WA-1	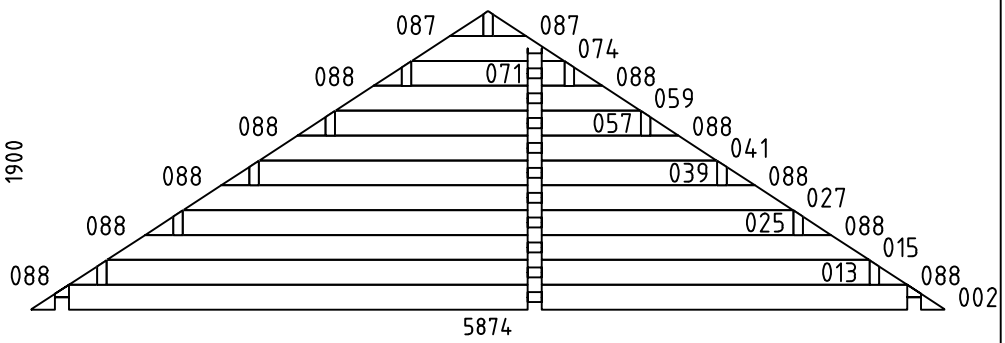	1	90x1900	5874
WB-1	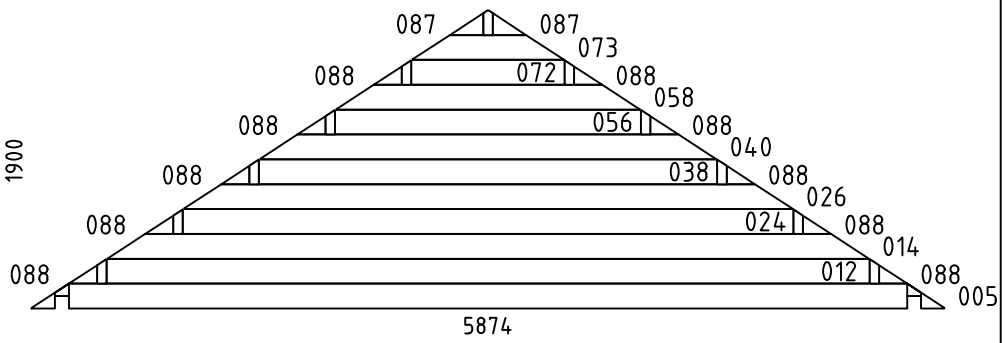	1	90x1900	5874
WC-1		1	90x640	2x1450
WE-1	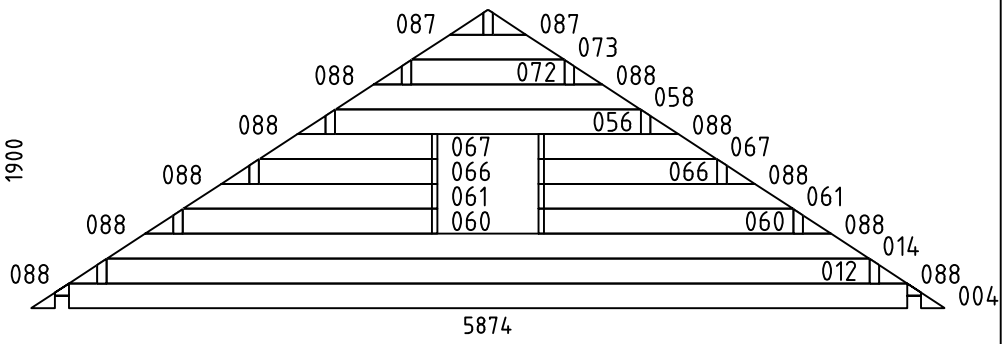	1	90x1900	5874
HB	HIT BLOCK-ASENNUSPALKI-SLAG BRÄDA 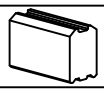	2	90x160	300
LB1	LOFT FLOOR BEAMS-PARVIAPALKIT-LOFTBJÄLKAR 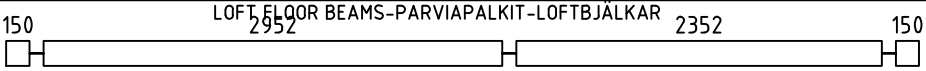	2	90x160	5874

House P5460-90 Alice	Material	File P5460-90 Alice.dwg	Sheet 18

Pos	P5460-90 Alice	Pcs. St.	Profil(e) (mm)	L (mm)
LB2	BALCONY PLATFORM SUPPORTING BEAMS-PARVEKETASON TUKIPALKIT- STÖDBALKAR FÖR BALKONGAVSATS	2	70x140	1370
LB3	BALCONY PLATFORM SUPPORTING BEAMS-PARVEKETASON TUKIPALKIT- STÖDBALKAR FÖR BALKONGAVSATS	2	70x140	810
FB5	FLOORBEAMS - LATTIAPALKIT - GOLVBJÄLKAR	4	70x140	4243
FB7	FLOORBEAMS - LATTIAPALKIT - GOLVBJÄLKAR	4	70x140	2301
FB6	FLOORBEAMS - LATTIAPALKIT - GOLVBJÄLKAR	4	70x70	4243
FB8	FLOORBEAMS - LATTIAPALKIT - GOLVBJÄLKAR	4	70x70	2301
FB2	FLOORBEAMS - LATTIAPALKIT - GOLVBJÄLKAR	6	43x140	5554
FB9	FLOORBEAMS - LATTIAPALKIT - GOLVBJÄLKAR	9	43x140	4243
FB11	FLOORBEAMS - LATTIAPALKIT - GOLVBJÄLKAR	9	43x140	2301
FB3	FLOORBEAMS - LATTIAPALKIT - GOLVBJÄLKAR	4	43x140	557
FB1	FLOORBEAMS - LATTIAPALKIT - GOLVBJÄLKAR	6	43x70	5554
FB10	FLOORBEAMS - LATTIAPALKIT - GOLVBJÄLKAR	9	43x70	4243
FB12	FLOORBEAMS - LATTIAPALKIT - GOLVBJÄLKAR	9	43x70	2301
FB4	FLOORBEAMS - LATTIAPALKIT - GOLVBJÄLKAR	4	43x70	557
BBI2	COUNTERFLOOR HOLDING BOARDS - ROSSIPOHJAA KANNATTELEVAT LAUDAT - BRÄDER SOM HALLER TROSSBOTTEN IMM	18	18x90	3401
BBI1	COUNTERFLOOR HOLDING BOARDS - ROSSIPOHJAA KANNATTELEVAT LAUDAT - BRÄDER SOM HALLER TROSSBOTTEN IMM	18	18x70	3401
FS1	SLEEPING FLOOR SUPPORTING SLAT - PARVIALATTIA TUKILISTA - LOFTGOLVLIST	2	45x70	2950
FS2	SLEEPING FLOOR SUPPORTING SLAT - PARVIALATTIA TUKILISTA - LOFTGOLVLIST	2	45x70	2350
P1	POST - PALKI - BJÄLKE	2	90x90	1985
FR1	RAFTER - KATTOPARRU - TAKSPARRE	2	140x70	3279
FR3	RAFTER - KATTOPARRU - TAKSPARRE	4	140x43	3279
FR2	TIE BEAM	2	140x43	980
FR4	TIE BEAM	1	140x90	1690
FR5	TIE BEAM	1	140x90	521
RB2	PURLINS - KATTO-ORRET - TAKASAR 1840 2305 470	2	68x190	4840

House P5460-90 Alice	Material	File P5460-90 Alice.dwg	Sheet 19

Pos	P5460-90 Alice	Pcs. St.	Profil(e) (mm)	L (mm)
RB3	PURLINS - KATTO-ORRET - TAKASAR 4235 470	3	68x190	4840
RB8	PURLINS - KATTO-ORRET - TAKASAR 1840 2305 470	2	68x190	4840
RB7	PURLINS - KATTO-ORRET - TAKASAR 4235 470	3	68x190	4840
RB5	PURLINS - KATTO-ORRET - TAKASAR 4235 470	1	68x190	4840
RB1	PURLINS - KATTO-ORRET - TAKASAR 470 2317	5	68x190	2922
RB6	PURLINS - KATTO-ORRET - TAKASAR 470 2317	5	68x190	2922
RB4	PURLINS - KATTO-ORRET - TAKASAR 470 2317	1	68x190	2922
F1	FLOORBOARD - LATTIALAUTA - GOLVBRÄDE 114 or-tai-eller 88	38+1 50+1	28x114 28x88	5390
F2	FLOORBOARD - LATTIALAUTA - GOLVBRÄDE 114 or-tai-eller 88	21+1 28+1	28x114 28x88	2945
F3	FLOORBOARD - LATTIALAUTA - GOLVBRÄDE 114 or-tai-eller 88	21+1 28+1	28x114 28x88	2345
L1	LOFT BOARD - PARVIALATTIA - LOFTGOLV 114 or-tai-eller 88	14+1 19+1	18x114 18x88	3155
L2	LOFT BOARD - PARVIALATTIA - LOFTGOLV 114 or-tai-eller 88	13+1 17+1	18x114 18x88	2345
L3	LOFT BOARD - PARVIALATTIA - LOFTGOLV 114 or-tai-eller 88	21+1 28+1	18x114 18x88	2300
R1	ROOFBOARD - KATTOLAUTA - TAKBRÄDE 114 or-tai-eller 88	138+2 180+2	18x114 18x88	3880
FF1	SKIRTING SLAT - LATTIALISTA - GOLVLIST		18x35	60m
GB1	GABLE BOARD - KAAPELILAUTA - GAVELBRÄDA 4100 4022	4	18x120	4100
GB2	GABLE BOARD - KAAPELILAUTA - GAVELBRÄDA 4022 3943	4	18x120	4022
GS1	BOARD MATCHING WITH GABLE BOARD - KAAPELILAUTA VASTAVA LAUTA - BRÄDA OVANPÅ GAVELBRÄDA	4	18x70	3930
EB1	EAVE BOARD - RÄYSTÄSLAUTA - TAKFOTBRÄDE	6	18x120	2587
ES1	EAVE SLAT - RÄYSTÄSLISTA - TAKFOTLIST	6	30x40	2587
DB1	DECORATIVE - KORISTE - PRYDNADS	2	18x90	200
TB1	BOARD-LAUTA-BRÄDE	1	18x70	1467
TB2	BOARD-LAUTA-BRÄDE	1	18x70	1025
TB3	BOARD-LAUTA-BRÄDE	1	18x70	880
TB4	BOARD-LAUTA-BRÄDE	1	18x70	450

House P5460-90 Alice	Material	File P5460-90 Alice.dwg	Sheet 20

Pos	P5460-90 Alice	Pcs. St.	Profil(e) (mm)	L (mm)
B1	BALCONY BANISTER-PARVEKKEEN KAIDE-BALKONGRÄCKE 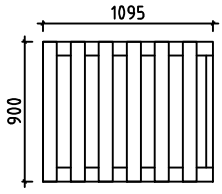	1	61x900	1095
B2	BALCONY BANISTER-PARVEKKEEN KAIDE-BALKONGRÄCKE 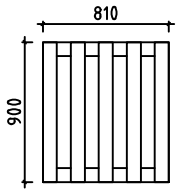	1	61x900	810
B3	BALCONY BANISTER-PARVEKKEEN KAIDE-BALKONGRÄCKE 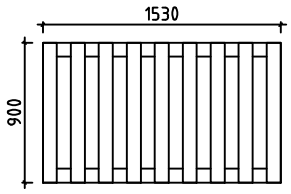	1	61x900	1530
B4	BALCONY BANISTER-PARVEKKEEN KAIDE-BALKONGRÄCKE 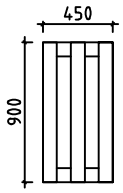	1	61x900	450
AB1	ASSEMBLING BOARD-ASENNUSLAUTA-MONTERINGSBRÄDE	7	18x75	70
CB1	COVERING BOARD - PEITELAUTA - HYLLBRÄDA	1	18x120	1790
CB2	COVERING BOARD - PEITELAUTA - HYLLBRÄDA	1	18x120	1480
CB3	COVERING BOARD - PEITELAUTA - HYLLBRÄDA	1	18x120	1180
SB1	SUPPORT BOARD - TUKILAUTA - KONSOL	6	28x85	80
DT1	DOOR ASSEMBLING PROFILE - VEN ASENNUSPROFIILI - DÖRR MONTERINGSPROFIL	2	90x43	2090
DT2	DOOR ASSEMBLING PROFILE - VEN ASENNUSPROFIILI - DÖRR MONTERINGSPROFIL	6	90x43	1870
DT3	ASSEMBLING PROFILE - ASENNUSPROFIILI - MONTERINGSPROFIL	2	90x43	960
WT1	WINDOW ASSEMBLING PROFILE - IKKUNA ASENNUSPROFIILI - FÖNSTER MONTERINGSPROFIL	4	90x43	1230
WT2	WINDOW ASSEMBLING PROFILE - IKKUNA ASENNUSPROFIILI - FÖNSTER MONTERINGSPROFIL	2	90x43	910
WT3	WINDOW ASSEMBLING PROFILE - IKKUNA ASENNUSPROFIILI - FÖNSTER MONTERINGSPROFIL	4	90x43	590
SJ1	SCREW JOINT - KIERRETANKO - GÄNGSTAPP	2	M10	880
SJ2	SCREW JOINT - KIERRETANKO - GÄNGSTAPP	2	M10	1040

House P5460-90 Alice	Material	File P5460-90 Alice.dwg	Sheet 21

Pos	P5460-90 Alice	Pcs. St.	Profil(e) (mm)	L (mm)
SJ3	SCREW JOINT - KIERRETANKO - GÄNGSTAPP	2	M10	2640
SJ4	SCREW JOINT - KIERRETANKO - GÄNGSTAPP	1	M10	4270
SJ5	SCREW JOINT - KIERRETANKO - GÄNGSTAPP	8	M10	2640
PR1	POST REGULATOR	2		
RCM	ROOFBEAMS CONNECTING METAL - METALL FÖR SAMMANFOGNING AV TAKASAR - KATTO-ORRE YHTEENLITYMISMETALLT	11	Ø6.0	200
WCM	WALLBEAMS CONNECTING METAL - METALLPLATTA FÖR SAMMANFOGNING AV VÄGGEN BALKAR - SEINÄPALKKEJA METALLISET YHTEENLIITYMISLAATAT	12	60	60
FRCM	RAFTER CONNECTING METAL-METALLPLATTA FÖR SAMMANFOGNING AV TAKSPARRE-KATTOPARRU METALLISET YHTEENLIITYMISLAATAT	1	80x200	
SC1	STEEL CORNER-KULMARATA-VINKELÄRN FOR-VARTEN-FÖR FB	100	90x90	65
	BOLT-BULTTI-BULT FOR-VARTEN-FÖR FR3	18	M10	200
	BOLT-BULTTI-BULT FOR-VARTEN-FÖR FR1	22	M10	180
	NUT-MUTTERI-NÖT FOR-VARTEN-FÖR SJ1, FR1, FR3	48	M10	
	WASHER-ALUSLAATTA-BRICKA FOR-VARTEN-FÖR FR1, FR3	40	M10	
	NAILS-NAULAT-SPIKAR FOR-VARTEN-FÖR FF1	140	Ø2.0	40
	NAILS-NAULAT-SPIKAR F1, F2, F3, L1, L2, L3, R1 FOR-VARTEN-FÖR BBI1, BBI2	2800	Ø2.5	60
	SCREWS-RUUVIT-SKRUVAR FOR-VARTEN-FÖR SC1, WCM, FRCM	1000	Ø3.5	35
	SCREWS-RUUVIT-SKRUVAR GB1, GB2, GS1, EB1, ES1, DB1 FOR-VARTEN-FÖR CB, TB1, TB2, TB3, TB4, P1, PR1	180	Ø4.5	50
	SCREWS-RUUVIT-SKRUVAR FOR-VARTEN-FÖR B1, B2, B3, B4, SB, FB1 - FB12	90	Ø4.5	70
	SCREWS-RUUVIT-SKRUVAR FOR-VARTEN-FÖR FS1, FS2, B1, B2, B3, B4	50	Ø4.5	90
	SCREWS-RUUVIT-SKRUVAR FB1 - FB12 FOR-VARTEN-FÖR 016, 017, 021, 034, 037, 043, 044, 046, 049, 051, 083	200	Ø5.0	120
	SCREWS-RUUVIT-SKRUVAR RB1 - RB8, P1 FOR-VARTEN-FÖR LB1, LB2, LB3, B1, B2, B3, B4	100	Ø6.0	160
LD1	LADDER-TIKAPUUT-STEGE	1	700	2476
	HANDRAIL-KAIDE-LEDSTANG	1	40x70	2450
	HOLE COVER	6		

House P5460-90 Alice	Material	File P5460-90 Alice.dwg	Sheet 22

Pos	P5460-90 Alice		Pcs. St.	Profil(e) (mm)	L (mm)
D1	DOOR-OVI-DÖRR (right-oikea-höger) ORT_ST	P	1	990	2090
	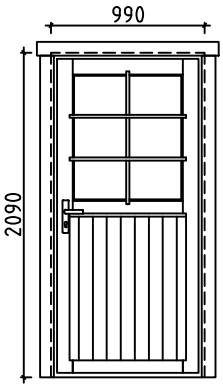	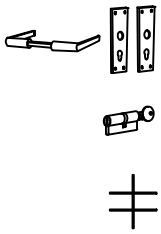	1 1 1		
D2	DOOR-OVI-DÖRR (right-oikea-höger) ORT_ST	P	1	1500	1990
	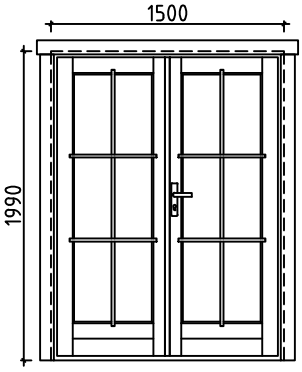	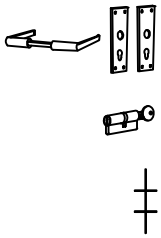	1 1 2		
D3	DOOR-OVI-DÖRR (1x right-oikea-höger; 1x left-jäljellä-vänster) AST	P+V	1+1	900	1990
	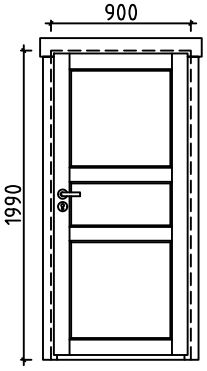	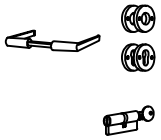	2 2		
W1	WINDOW-IKKUNAN-FÖNSTER (right-oikea-höger) ORT_ST	P	2	1190	1230
	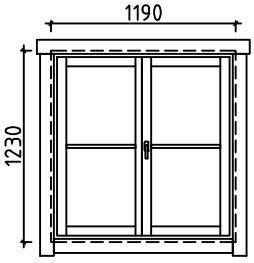	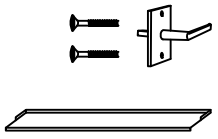	2 2 4		

House P5460-90 Alice	Material	File P5460-90 Alice.dwg	Sheet 23

Pos	P5460-90 Alice	Pcs. St.	Profil(e) (mm)	L (mm)
W2	WINDOW-IKKUNAN-FÖNSTER (right-oikea-höger) ORT_ST P 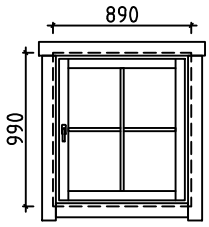 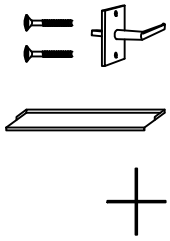	1 1 1 1	890	990
W3	WINDOW-IKKUNAN-FÖNSTER (right-oikea-höger) ORT_ST P 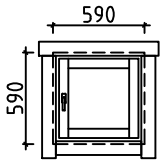 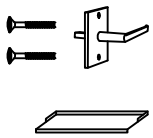	2 2 2	590	590

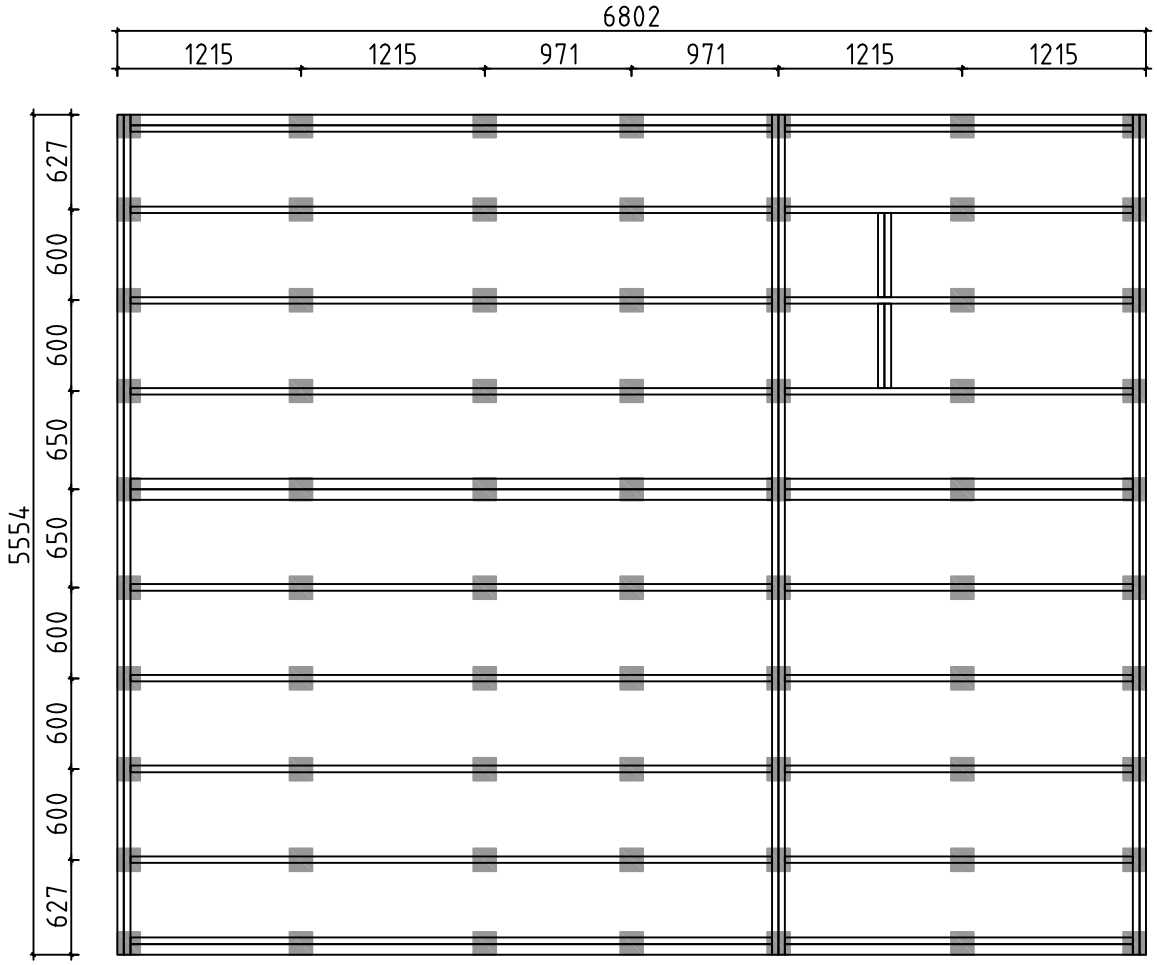

Detta är ett förslag för hur man kan placera plintarna (100- 200 mm i diamater) för golvbjälklaget. Golvbjälkarna är med i byggsatsen, men inte plintarna. Använder man exempelvis 500-600mm långa murblock så kan man halvera antalet punkter. Lägg fuktskyddande papp mellan betong och trä

Tämä on ehdotus siitä, miten (100-200 mm läpimittaiset) jalat voidaan sijoittaa alapohjaa varten. Lattiapalkit ovat rakennussarjassa, mutta jalkoja ei ole. Kun käytetään esimerkiksi 500-600 mm pitkiä harkkoja, voidaan pisteiden määrä puolittaa. Aseta betonin ja puun väliin kosteudelta suojaava pahvi

A proposal for placing plinths (100-200 mm in diameter) for floor beams. Floor beams are provided in the kit but plinths are not included. For example, by using 500-600 mm long masonry units, one can reduce the number of points 50%. Place cardboard between the concrete and wood to protect from moisture

House	P5460-90 Alice	Sheet	25
Drawing	FOUNDATION PLAN - PLINTPLAN	Scale	1:50
Material		Date	26.05.2022
Drawer	RP	File	P5460-90 Alice Foundation.dwg

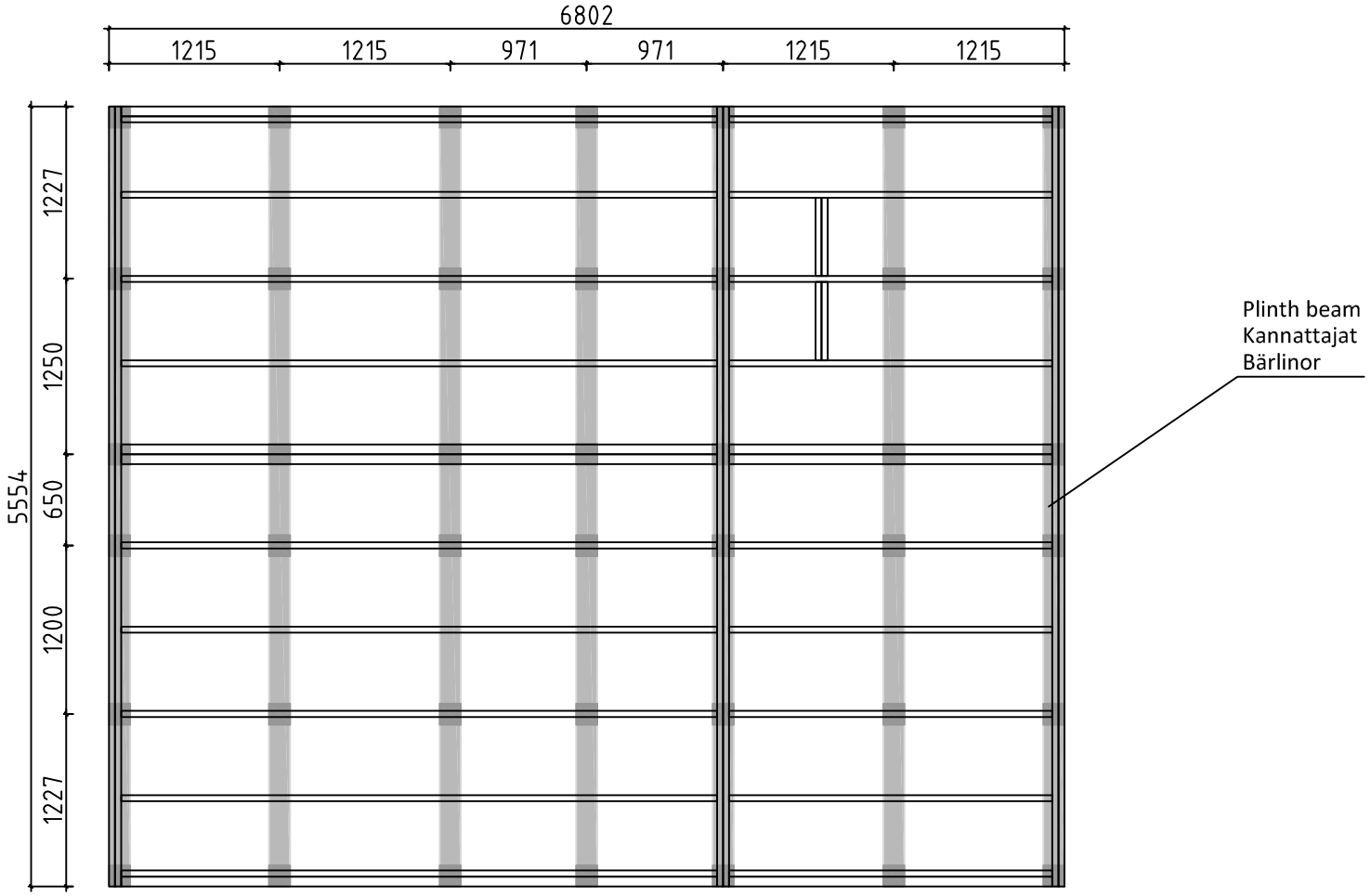

Förslag på alternativ plintplan med bärlinor och plintar. Bärlinor 45x 95 eller 45x 120 och plintar ca 100- 200 mm i diameter. (Bärlinor och plintar ingår ej i leveransen). Används exempelvis murblock, (ingår ej i leveransen) istället för plintar, kan man lägga bärlinorna platt mot dessa och på det sättet minska höjden på konstruktionen. I denna konstruktion kan man dessutom lägga en "boardskiva" mellan bärlinorna och golvbjälkarna och på det sättet bära upp bjälklagsisoleringen. Lägg fuktskyddande papp mellan betong och trä

Ehdotus vaihtoehtoisesta jalustasta kannattajilla ja jaloilla. Kannattajat 45x95 tai 45x120 ja jalat läpimitaltaan n. 100-200 mm (kannattajia ja jalkoja ei ole toimituksessa). Käytettäessä esimerkiksi harkkoja (ei kuulu toimitukseen) jalkojen sijasta, voi kannattajat asettaa lappeelleen niitä vasten ja sillä tavoin vähentää rakenteen korkeutta. Tässä rakenteessa voi lisäksi asettaa levyn kannattajien ja lattiapalkkien väliin ja sillä tavoin kannattaa alapohjan eristystä. Aseta betonin ja puun väliin kosteudelta suojaava pahvi

A proposal for alternative plinth beam layout plan. Plinth beams 45x95 or 45x120 and plinths ca 100-200 mm in diameter (plinth beams and plinths are not included in the kit). For example, by using masonry units (not included in the kit) instead of plinths, one can lay plinth beams flat against the masonry units and in that way reduce the height of the structure. In this construction one can also add “plywood board” between plinth beams. Place cardboard between the concrete and wood to protect from moisture

House	P5460-90 Alice	Sheet	26
Drawing	FOUNDATION PLAN - PLINTPLAN	Scale	1:50
Material		Date	26.05.2022
Drawer	RP	File	P5460-90 Alice Foundation.dwg

#001		5874	1
#002	A	5874	1
#003	A,E	5874	10
#004	E	5874	1
#005	B	5874	1
#006	E	5874	2
#007	E	5874	1
#008	D	5874	1
#009	C	5874	1
#010	B	5874	1
#011	3	5080	4
#012	B,E	4912	2
#013	A	4912	1
#014	B,E	4904	2
#015	A	4904	1
#016	1	4852	1
#017	3	4852	1
#018	1,3	4840	2
#019	1,3	4692	2
#020	3	4532	3
#021	3	4520	1
#022	3	4520	2
#023	1,3	4520	2
#024	B	3931	1
#025	A	3931	1
#026	B	3923	1
#027	A	3923	1
#028	A	3832	1
#029	E	3524	6
#030	3	3450	4
#031	C	3432	1
#032	A	3274	5
#033	1	3042	13
#034	1	3042	1
#035	1	3030	1
#036	1	3030	12
#037	1	3030	1
#038	B	2950	1
#039	A	2950	1
#040	B	2942	1
#041	A	2942	1
#042	1,3	2922	2
#043	1	2910	1
#044	3	2910	1
#045	D	2832	1
#046	2	2785	1
#047	2	2785	1
#048	2	2785	12
#049	2	2785	1
#050	1,3	2750	2
#051	3	2602	1
#052	1,3	2602	4
#053	3	2590	2
#054	3	2590	1
#055	C	2092	12
#056	B,E	1970	2
#057	A	1970	1
#058	B,E	1961	2
#059	A	1961	1
#060	E	1641	2
#061	E	1636	2
#062	C	1450	2
#063	C	1450	4
#064	E	1400	6
#065	A	1232	7
#066	E	1150	2
#067	E	1146	2
#068	B	1140	14
#069	B	1140	1
#070	A	1040	12
#071	A	989	1
#072	B,E	989	2
#073	B,E	981	2
#074	A	981	1
#075	3	980	4
#076	C	969	2
#077	C	965	2
#078	D	941	24
#079	3	792	8
#080	A	792	8
#081	C	479	2
#082	2,C	390	39
#083	2	390	1
#084	C	390	12
#085	B	390	14
#086	B	390	1
#087	A,B,E	215	6
#088	A,B,C,E	181	34